






































PT-90	PT-91	PT-92	PT-93	PT-94	PT-100	PT-101	PT-102	PT-103	
TOYOTA DYNA 12V 2J	TOYOTA TRUCK	TOYOTA TRUCK BUS 2D	TOYOTA DYNA 12V B	TOYOTA DYNA 24V B	TOYOTA DYNA 12V B	TOYOTA DYNA 24V B	TOYOTA 2D	TOYOTA CROWN L	
									
PT-104	PT-105	PT-106	PT-107	PT-108	PT-109	PT-140	PT-141	PT-142	PT-144
TOYOTA 2B	TOYOTA L	TOYOTA TOYOACE L	TOYOTA CORONA 1C 2C	TOYOTA DYNA 12V 2J	TOYOTA TOYOACE 2J	TOYOTA L 2L	TOYOTA TOYOACE 2J	TOYOTA HIACE L	TOYOTA CROWN L
									

PT-145	PT-146	PT-147	PT-149	PT-150	PT-148	PT-151	PT-152	PT-157	PT-159	PT-500
TOYOTA B 2L	TOYOTA 2J	TOYOTA 2L-T	TOYOTA L	TOYOTA 1C-1	TOYOTA 1W	TOYOTA 2L	TOYOTA 1Hz,1HDT	TOYOTA 1KD-FTV	TOYOTA GNO42	TOYOTA
										
PT-153	PT-154	PT-155	PT-156	PT-158	CP-20	CP-22				
TOYOTA 1Hz,1HDT	TOYOTA 3C-E,2C	TOYOTA 1N-T,5L	TOYOTA	TOYOTA 1Hz	TOYOTA 2L-TE	TOYOTA 3C-T				
										

*

*The pictures of PT-148 is shortened,real length will be the same as sample.

CAR NAME	ITEM NO.	REFERENCE. NO.	ENGINE	CYL	YEAR	MODEL	P.V.	B.V.
COROLLA SPRINTER	PT-107	19850-64010	1C, 1C-L	4	'82.2~'87.7	N-CE70, 71V, 72G, 80	7	12
	PT-140	19850-54050	1N-T	4	'86.5~'90.8	Q-NL30	7	12
	PT-151	19850-54090			'90.9~'94.8	X-NL40	11	12
	PT-155	19850-54120			'94.9~	NL50	11	12
	PT-150	19850-64020	1C-II 1C-III	4	'87.5~'91.6 '89.6~	Q-CE91, 97G, 96V Q-CE90, 96V, 96G	11	12
		2C-III	4	'91.6~'98.4	X-CE100, 110, 114, KA-CE106V,109V KD-CE108G, 109G, 110, 114			
COROLLA WAGON	PT-154	19850-64050	3C-E	4	'98.4~	KE-CE101G, 102G, 105V, 107V KE-CE113, 116 KF-CE105V, KH-CE116	11	12
STARLET	PT-140	19850-54050	1N	4	'86.12~'89.12	Q-NP50, 70, N-NP76V-	7	12
	PT-151	19850-54090			'89.12~'96.1	Q-NP80, X-NP80	11	12
	PT-155	19850-54120			'96.1~99.7	KD-NP90	11	12
TERCEL CORSA COROLLA II	PT-140	19850-54050	1N-T	4	'86.5~'90.8	Q-NL30	7	12
	PT-151	19850-54090			'90.9~'94.8	X-NL40	11	12
	PT-155	19850-54120			'94.9~'99.7	NL50	11	12
CAMERY VISTA	PT-107	19850-64010	1C-TL	4	'83.8~'88.8	N-CV10	7	12
			2C-TL	4	'86.1~'88.8	N-CV11		
	PT-150	19850-64020	2C-T	4	'88.8~'90.7 '90.7~'94.7	Q-CV20 Q-CV30, X-CV30	11	12
	CP-22	19850-67020 19850-67030	3C-T	4	'94.7~'96.4 '96.5~	CV40 KD-CV40, Cv43	11	12
CARINA	PT-107	19850-64010	1C	4	'82.2~'88.4	N-CA60, 67V	7	12
	PT-107	19850-64010	2C-L	4	'84.5~'88.4	Q-CT-150, N-CT150	7	12
	PT-150	19820-64020	2C	4	'88.5~'92.11	Q-CT170, G, X-CT170, G X-CT190, 195, Y-CT195 KD-CT190, 195	11	12
	PT-154	19850-64050	2C-T	4	'96.8~'98.8	KD-CT210, 215	11	12
	CP-22	19850-67030	3C-TE	4	'98.8~	KE-CT211, KH-CT216	11	12
CORONA	PT-107	19850-64010	1C, 1C-II 2C-L	4	'82.2~'87.12 '82.2~'87.12	N-CT140, 147V, N-CT150	7	12
	PT-150	19850-64020	2C-III 2C	4	'87.12 '94.8~'96.1	Q-CT170, S-CT176V X-CT170	11	12
PREMIO	PT-154	19850-64050	2C-T	4	'96.1~'98.1	KD-CT210, 215	11	12
	CP-22	19850-67030	3C-TE	4	'98.1~	KE-CT211, KH-CT216	11	12
MARK II CHASER CRESTA	PT-103	19850-54030	L	4	'79.9~'82.7	K-LX40, 60 ,67V	11	12
	PT-140	19850-54050			'82.8~'84.7	K-LX60	7	12
	PT-147	19850-54070/71	2L	4	'84.8~'88.8	N-LX70, 76V	6	12
	PT-151	19850-54090	2L-T 2L-II 2L-II T	4	'84.8~'88.8 '88.8~'92.8	N-LX70 Q-LX80	11	12
	CP-20	19850-54110 19850-54130	2L-TE	4	'92.10~'96.8 '96.8~	Y-LX90 KD-LX100	11	12
CALDINA	PT-150	19850-64020	2C	4	'92.11~'96.1	X-CT190G, Y-CT190G KD-CT190G, S-CT196V 198V KD-CT196V, 198V	11	12
	PT-154	19850-64050	2C-T 3C-E	4	'96.1~'97.9 '98.5~	KD-CT190G KF-CT197V, 199V, KJ-CT197V	11	12
	CP-22	19850-67030	3C-TE	4	'97.9~	KH-CT216G	11	12
IPSUM	CP-22	19850-67030	3C-TE	4	'97.8~	KH-CXM10G	11	12
GAIA	CP-22	19850-67030	3C-TE	4	'98.5~	KG-CXM10G	11	12

CAR NAME	ITEM NO.	REFERENCE. NO.	ENGINE	CYL	YEAR	MODEL	P.V.	B.V.
CROWN	PT-106	19850-54010	L	4	'77.10~'79.8	LS100	11	12
	PT-103	19850-54030			'79.9~'81.8	K-LS110, 117V	11	12
	PT-144	19850-54031			'81.8~'83.7	K-LS110, 117V 117V,	11	12
	PT-140	19850-54050			'81.9~'83.7	N-LS110, 110G, 117	7	12
	PT-151	19850-54090	2 L - II	4	'89.8~	Q-LS130, S-LS136V	11	12
	PT-147	19850-54070/71	2 L - T	4	'82.8~'89.7	N-LS111, 120, 130, 130G	6	12
	PT-151	19850-54090	2 L - T II	4	'89.8~'89.8	Q-LS130	11	12
			2 L - T E	4	'82.8~'84.8	N-LS111, 120		
	PT-147	19850-54070/71	2 L-THE	4	~'84.12	N-LS120, 120G	6	12
					'84.12~'89.7	N-LS120, 120G, 130, 130G		
PT-151	19850-54090	2 L-THE II	4	'89.8~	Q-LS130, 131, 130G, 141	11	12	
CP-20	19850-54110	2 L-TE	4	'95.12~	KD-LS151H	11	12	
COMFORT	CP-20	19850-54110	2 L-TE	4	'95.12~	KD-LXS11	11	12
DELIBOY	PT-150	19850-64020	2 C	4	'91.5~	S-CXC10V	11	12
EMINA LUCIDA	CP-22	19850-67020	3 C - T	4			11	12
LITEACE	CP-107	19850-64010	1 C - T	4	'92.10~'88.7	N-CM20, 20G, 20V	7	12
			1 C - II	4	'85.8~'88.7	N-CM20, CR26V		
	PT-150	19850-64020	1 C - II	4	'88.8~	S-CM50	11	12
	PT-107	19850-64010	2 C - II	4	'85.8~	N-CM26, CR27V	7	12
	PT-150	19850-64020	2 C - III 2 C	4	'88.8~	Q-CM30G, S-CM31V, 36V,	11	12
					'88.8~	S-CM41V, 51, 55, 60, 65		
	PT-154	19850-64050	2 C	4	'96.10~	KB-CR41V, 51V	11	12
PT-150	19850-64020	2 C - III T	4	'88.8~	Q-CM30G, 40G	11	12	
		2 C - T	4	'93.8~	CR22G, 29G, 31G, 38G			
CP-22	19850-67020	3 C - T	4	'94.8~'96.10	CR22G, 29G, 31G, 38G	11	12	
	19850-67030			'96.10~	KD-CR40G, 50G			
LITEACE NOAH	PT-154	19850-64050	2 C - III	4		KB-CR41V KB-CR51V	11	12
TOWNACE	PT-107	19850-64010	1 C.2 C	4	'82.11~'87.9	N-CM20, 25, N-CR21G, 26V	7	12
			1 C - I	4	'85.8~'87.7	N-CM20, CR26V		
	PT-150	19850-64020	1 C - I	4	'87.8~'89.10	N-CM50, L-YM55, 60, Cm50	11	12
	PT-107	19850-64010	2 C - I	4	'85.8~'87.7	N-CM26, CR27V, CR21G	7	12
					'87.8~	N-CM51, 55, 60		
	PT-150	19850-64020	2 C	4	'90.8~'96.10	S-CM51, 55, 60, 65, CR27V, 36V	11	12
					'96.10~	KB-CR41V, 51V		
	PT-154	19850-64050	2 C - T II	4	'85.8~'87.7	N-CR21G	7	12
					'87.8~'93.9	N-CR21G, 28G, 30G, 37G		
	PT-150	19850-64020	2 C - III	4	'88.8~	S-CR27V, 36V,	11	12
'88.8~					S-CM51, 55, 60, 65,			
2 C - III T	4	'88.8~	4	Q-CR21G, 28G, 30G, 36G, 37G	11	12		
							2 C - T	4
CP-22	19850-67020	3 C - T	4	'94.8~'96.10	CR22G, 29G, 31G, 38G	11	12	
	19850-67030			'96.10~	KD-CR40G, 50G			
TOYOACE	PT-106	19850-54010	L	4	79.3~80.4	K-LY20, 20V, 30, 30V	11	12
	PT-149	19850-54020					23	24
	PT-103	19850-54030			11	12		
	PT-144	19850-54031			11	12		
	PT-105	19850-54040			80.4~82.1	K-LY20, 20V, 30, 30V	23	24



















CAR NAME	ITEM NO.	REFERENCE NO.	ENGINE	CYL	YEAR	MODEL	P.V.	B.V.		
TOYOACE	PT-140	19850-54050	L	4	'82.1~	N-LY20, 20V, 30, 30V, V-LY20	7	12		
	PT-142	19850-54060					16	24		
	PT-140	19850-54050	2L	4	'83.8~	N-LY21, 31, 31V	7	12		
	PT-142	19850-54060					16	24		
	PT-140	19850-54050					'85.8~'88.8	N-LY50, 60	7	12
	PT-151	19850-54090	2L-II	4	'88.8~'95.5	U-LY50	11	12		
			3L	4	'88.8~'95.5	U-LY51, 61				
					'95.6~	KC-LY131				
	PT-93	19850-56020	2J	4	'72.7~'74.4	JY16	8	12		
	PT-94	19850-56010					19	24		
	PT-100	19850-56021/22					8.5	12		
	PT-104	19850-68030					8.2	12		
	PT-101	19850-56012					20.5	24		
	PT-109	19850-68040					20.5	24		
	PT-145	19850-68010					'80.8~'82.1	K-JY16,30	10.5	12
	PT-108	19850-68020					'82.2~'87.7	K-JY16, 30	23	24
	PT-146	19850-68050					6	12		
	PT-141	19850-68060					14	24		
	PT-145	19850-68010					'80.8~'82.1	K-BY30	10.5	12
	PT-108	19850-68020					23	24		
	PT-145	19850-68010					'82.2~'87.7	K-BY30, 31	10.5	12
	PT-141	19850-68060					14	24		
	PT-145	19850-68010					'86.1~	N-BU60V II	10.5	12
	PT-141	19850-68060					'85.8~'88.8	N-BU60, VH,70V, VH, 80	14	24
	PT-153	19850-58010					3B	4	'88.8~'95.5	N-BU60,70V, VH,83 U-BU60,70V, VH,83
			'89.10~'95.5	U-BU68DH						
					'95.5~	KC-BU100,A, 105, 120V KC-BU140, 145				
PT-148	19850-78010	1W	4	'90.8~	U-WU75D, 90, 95	23	24			
PH-26	19850-89101	S05C	4	'99.5~	KK-XZU307, KK-XZU372	23	24			
	19110-1220 067100-1830	J05C	4	'95.6~	G25, FB4J					
MASTER ACE	PT-107	19850-64010	2C	4	'83.4~	N-CR21G	7	12		
			2C-II	4	'85.8~	N-CR21G				
	PT-150	19850-64020	2C-II T	4	'88.8~	N-CR21G, 28G, 30G, 37G	11	12		
HIACE	PT-103	19850-54030	L	4	'79.7~'81.5	K-LH20V,20G, 24, 30	11	12		
	PT-144	19850-54031				K-LH30V,40V,40B	11	12		
	PT-105	19850-54040				23	24			
	PT-140	19850-54050				'81.5~'82.11	K-LH20G,24, 40B, 40V	7	12	
	PT-142	19850-54060				16	24			
	PT-140	19850-54050				'82.12~'85.8	N-LH24, 24HV, 50V, 50G N-LH60B, 60G, 60V, 70V, 70B	7	12	
	PT-151	19850-54090	2L	4	'84.1~'89.7	N-LH51V, 51G,56V,61V,61G N-LH61B, 66V, 71V, 71B, 80	11	12		
					'89.8~'93.8	Q-LH100G, 110G, 140G				
					'88.8~'95.8	U-LH80, VH, 85, 90, 95, 102V				
	PT-147	19850-54070/71	2L-T	4	'87.8~'89.7	N-LH51G, Q-LH51G	6	12		
	PT-151	19850-54090	2L-II	4	'88.8	U-LH80,	11	12		
3L			4	'89.8~'96.8	Q-LH107G,107W,117G,S-LH115B U-LH103V, 109V, 113V, 119V U-LH123V, 125B, 129V KC-LH103V, 109V, 113K, V KC-LH119V,123V, 125B, 129V					

















CAR NAME	ITEM NO.	REFERENCE. NO.	ENGINE	CYL	YEAR	MODEL	P.V.	B.V.	
HIACE	PT-155	19850-54120	3L	4	'96.8~'98.8	KC-LH103V, 109V, 113K, V KC-LH119V, 123V, 125B, 129V	11	12	
	PT-151	19850-54090			'95.8~'96.10	KC-LY101, 111, 151, 161	11	12	
	PT-155	19850-54120	5L	4	'98.8~	KG-LH152V, 168V, 172K, V, 178V KG-LH182K, 184B, 186B, 188K	11	12	
	CP-22	19850-67020 19850-67030	1KZ-TE	4	'93.8~	Y-KZH100G, 106G, W, 110G Y-KZH116G, 120G, 126G KD-KZH110G, 106G, W, 110G KD-KZH116G, 120G, 126G KC-KZH132V, 138V KH-KZH100G, 106G, W KH-KZH110G, 116G, 120G KJ-KZH132V, 138V	11	12	
REGIUS	CP-22	19850-67030	1KZ-TE	4	'97.7~	KD-KCH40, KCH46,	11	12	
	PT-155	19850-54120	5L	4	'97.8~	KG-LXH43	11	12	
	PT-103	19850-54030	L	4	'79.14~'81.10	K-LN30, 40	11	12	
	PT-144	19850-54031			'81.10~	K-LN40, 46, N-LN40, 55	11	12	
	PT-140	19850-54050			'79.12~'83.11	K-LN40, 46, N-LN40, 55	7	12	
	PT-105	19850-54040			'83.11~	K-LN40, 46, N-LN40,55	23	24	
	PT-142	19850-54060					16	24	
	PT-140	19850-54050					7	12	
HILUX	PT-142	19850-54060	2L	4	'83.11~	N-LN56, 60, 65,	16	24	
	PT-147	19850-54070/71	2L-T	4	'84.11~	N-LN60V	6	12	
			2L-II	4	'88.9~	S-LN80,85			
			2L-II T	4	'88.9~	L-LN61V	11	12	
HILUX SURF	PT-151	19850-54090	2L-TE	4	'90.8.~'97.9	Q-LN130G			
	PT-155	19850-54120			'97.9~	KB-LN165, 170H	11	12	
GRANVIA	PT-151	19850-54090	3L	4	'82.2~	S-LN100, 106, 131V	11	12	
	PT-155	19850-54120	5L	4	'97.9~	KF-L N 1 6 7 , 172H	11	12	
	CP-22	19850-67020 19850-67030	1KZ-TE	4	'93.8~ '97.8~	KZN130W KD-KZN185	11	12	
	PT-157	19850-27010 19850-30010	1KD-FTV	4	'00.10~	KH-KDN185W-GAPGY KH-KSN185	11	12	
	CP-22	19850-67020 19850-67030	1KZ-TE	4	'93.8~	KD-KCH10W KD-KCH16W	11	12	
	PT-103	19850-54030	L	4	'80.3~'81.10	KLD10, 10V	11	12	
	PT-144	19850-54031			'81.10~	K-LD10, 10V,	11	12	
	BLIZZARD	PT-140	19850-54050	2L	4	'83.8~'90.2	Q-LD21G, N-LD20V	7	12
PT-147		19850-54070/71	2L-T	4	'83.8~'90.2	Q-LD21G, N-LD20V	6	12	
LAND CRUISER	PT-151	19850-54090	2L-TE	4	'90.4~	Q-LJ71G, 78G	11	12	
	PT-93	19850-56020	B	4	'74.2~'75.1	BJ40, 43, 43V	8	12	
	PT-94	19850-56010					19	24	
	PT-100	19850-56021/22			'75.1~'79.2	Bj40, 43, 43V	8.5	12	
	PT-104	19850-68030					8.5	12	
	PT-101	19850-56012					20.5	24	
	LAND CRUISER	PT-109	19850-68040	2B	4	'79.2~'81.10	K-BJ41, 41V, 44	20.5	24
		PT-141	19850-68060			'81.10~'82.9	K-BJ41, 41V, 44	14	24
PRADO	PT-145	19850-68010	3B	4	'80.8~'81.10	K-BJ60, 60V	10.5	12	
	PT-108	19850-68020					23	24	

CAR NAME	ITEM NO.	REFERENCE. NO.	ENGINE	CYL	YEAR	MODEL	P.V.	B.V.		
LAND CRUISER	PT-141	19850-68060	3B	4	'81.10~	N-BJ42, 42V, 46, 46V, 61V	14	24		
	PT-145	19850-68010				N-BJ42, 46, 61, 70, 73	10.5	12		
	PT-153	19850-58010			'63.8~'90.1	S-BJ70, V, 73V	23	24		
	PT-141	19850-68060	2H	6	'82.10~'88.8	N-HJ60V	14	24		
	PT-153	19850-58010			'88.8~'90.1	N-HJ60	23	24		
	PT-153	19850-58010	1HZ	6	'90.1~'99.8	S-HZJ73HV, V	23	24		
						U-HZJ70V, 73HV, V, 77HV, V				
					KB-HZJ70, V, 73V					
	LAND CRUISER	PT-152	19850-64031			'90.1~'99.8	U-HZJ75, 81V, KC-HZJ75, 81V	11	12	
		PT-158	19850-17020			'99.8~	KG-HZJ71, V, 74K, V,76K, V,79,	11	12	
PRADO	PT-152	19850-64031	1HDT	6	'90.1~'95.1	U-HDJ81	11	12		
	PT-151	19850-54090	2L-TE	4	'90.4~'93.5	Q-LJ71G, 78G 78W	11	12		
	PT-153	19850-58010	1PZ	6	'90.1~'94.1	S-PZJ70, 77V, 77HV	23	24		
	CP-22	19850-67020 19850-67080	1KZ-TE	4	'93.5~	KZJ71G, 71W, 78G, 78W	11	12		
					'96.5~	KD-KZJ90W, 95W				
	PT-157	19850-27010 19850-30010	1KD-FTV	4	'00.10~	KH-KDJ95W-GKPGY KH-KDJ90, KH-KDJ95	11	12		
	TOYOTA TRUCK	PT-92	19850-76020	D	6	'73.2~'77.4		19	24	
PT-102		19850-77010	2D	6	'77.4~'79.1	DY110, 120-SHRIES	21	24		
		'79.1~								
MASSY DYNA	PT-21	19850-67010	DQ100	6	'69.2~'75.1	DO10, QC10, 12, 15	19	24		
			EH100	6	'75.2~'78.5	EC20, 22, 23				
DYNA	PT-140	19850-54050	2L	4	'85.8~'88.8	NLY50. 60	7	12		
	PT-151	19850-54090			'88.8~'95.5	U-LY50	11	12		
	PT-151	19850-54090	3L	4	'88.3~'95.5	U-LY51, 61	11	12		
	PT-90	19850-46020/21			'69.2~'73.1	JU10	8	12		
	PT-155	19850-54120	5L	4	'99.5~	KG-LY102, 112, 132, 152, 162 KG-LY202, 212	11	12		
	PT-100	19850-56021/22	2J	4	'73.1~'74.10	JU10,12,15,20, K-JU20	8.5	12		
	PT-104	19850-68030					8.5	12		
	PT-101	19850-56012					20.5	24		
	PT-109	19850-68040					20.5	24		
	PT-93	19850-56020			'72.2~'74.10	BU10, 12, 15	8	12		
	PT-94	19850-56010					19	24		
	PT-100	19850-56021/22	B	4	'74.10~'80.8	BU10, 12, 15, 20, 25, 30 K-BU10V 20, 20V, 30V	8.5	12		
	PT-104	19850-68030					8.5	12		
	PT-101	19850-56012					20.5	24		
	PT-109	19850-68040					20.5	24		
	PT-101	19850-56012					'80.8~'82.4	K-BU20, 30, 35 K-BU20V, 30V, 35V	20.5	24
	PT-109	19850-68040					20.5	24		
	PT-145	19850-68010					'82.4~'89.7	K-BU20, 30, 35	10.5	12
	PT-141	19850-68060	K-BU22, 22V, 33, 60, 70, 80	14	24					
	PT-153	19850-58010	2B	4	'90.8~'95.5	N-BU60, 70V, VH, 83	23	24		
					'90.8~'95.5	U-BU60, 70V VH, 83				
	PT-100	19850-56021/22			'77.8~'80.8	K-BU31	8.5	12		
	PT-104	19850-68030					8.5	12		
	PT-101	19850-56012					20.5	24		
	PT-109	19850-68040					20.5	24		
	PT-145	19850-68010					'80.8~	K-BU31	10.5	12
	PT-108	19850-68020					23	24		
PT-109	19850-68040	'80.8~'82.4					K-BU36	20.5	24	
PT-141	19850-68060	'82.4~					K-BU36, N-BU23 34, 37	14	24	
PT-153	19850-58010	'95.5~	KC-BU100, A, 105,12V,140,145	23	24					
PT-148	19850-78010	1W	4	'83.4~	P-WU26, 40, 50, 90, 95	14	24			

CAR NAME	ITEM NO.	REFERENCE. NO.	ENGINE	CYL	YEAR	MODEL	P.V.	B.V.
DYNA	PH-26	19110-1220 19850-89101	J05C	4	'95.5~	350 SERIES, KC-FB4	23	24
			S05C	4	'99.5~	KK-XZU302, A, D, H, 307, V		
						KK-XZU312D, 322, D, 337, 347		
						KK-XZU352D, 362, A, D, 372, 382		
			S05D	4	'99.5~	KK-XZU301A,D,H, 306		
						KK-SZU311A, D, 321A, D, 331		
	KK-XZU341, 346, 351D, 371							
	PT-94	19850-56010	H 2H	6	'72.5~'74.10	Hu15	19	24
	PT-101	19850-56012			'74.10~'82.4	Hu15, 30	20.5	24
	PT-109	19850-68040			'82.4~'83.4	K-HU30	20.5	24
PT-141	19850-68060	K-HU26, 40, 50				14	24	
COASTER	PT-94	19850-56010	B 2B 3B	4	'72.2~'74.10	Bu19	19	24
	PT-101	19850-56012			'74.10~'82.4	BU19, BB10, K-BB10, 11	20.5	24
	PT-109	19850-68040			'82.5~'89.7	K-BB20, 30	20.5	24
	PT-141	19850-68060				K-BB21, 31, 26V	14	24
	PT-153	19850-58010	3B	4	'89.8~	U-HZB30, 31, 36V KC-HZB50 U-HDB30, 31	23	24
			1HZ	6	'89.8~			
			1HD-T	6	'94.5~			
					'89.8~			
	PT-141	19850-68060	2H	6	'82.5~	N-HB30	14	24
	PT-26	19110-1220 19850-89101	J05C	4	'99.5~	KC-RX4 KK-RX4JFET	23	24
TRUCK								
BUS	PT-102	19850-77010/11	21	24				

CAR NAME	ITEM NO.	REFERENCE. NO.	ENGINE	CYL	YEAR	MODEL	P.V.	B.V.
CONDOR	PN-82	11065-Z5000	ED6	6	'75.5~	CM90	19	24
	★PN-124	11065-T8201 11065-T8203	SD25	4	'81.12~'84.6	K-EH40	23	24
	PN-123	11065-34W00			'84.6~	N-EH40	11	12
	★PN-124	11065-T8201 11065-T8203					23	24
	PN-135	11065-43G01	TD25	4	'95.6~	SN2F23, SN4F23, SN6F23	11	12
	★PN-136	11065-10T01	TD27	4	'86.11~	N-AH40	24	24
	CP-03	11065-0W801	QD32	4	'95.10~	KG-SR4F23	11	12
	PN-125	11065-T9000 11065-T9001	ED33	4	'81.12~'86.11	K-MH40, MGH40, CMH40, DMH40 K-RMH40, RMGH40, TMH40 N-MH40, MGH40, CMH40, DMH40 N-JMH40 N-RMH40, RMGH40, TMH40	23	24
	PN-137	11065-02T00			'86.11~'90.6	N-MH40, MGH40, DMH40, TMH40	24	24
	PN-137	11065-02T00	ED35	4	'90.6~'95.5	U-RH40, TRH40 U-LE2YS41, LE4YS41, SE2S41	24	24
BISON	PN-130	11065-J6500	ED30 ED33	4	'80.6~'81.11	K-EHMC341, HMC341 K-JVY341, YC341	23	24
BUS	PN-82	11065-Z5000	ED6	6	'75.12~'79	RM90	19	24

<p>PN-81</p> <p>NISSAN CEDRIC SD20,22,33</p> 	<p>PN-82,84</p> <p>NISSAN CONDOR ED6,ED30</p> 	<p>PN-85</p> <p>NISSAN CEDRIC SD22</p> 	<p>PN-86</p> <p>NISSAN SD22</p> 	<p>PN-87</p> <p>NISSAN SD20,22</p> 	<p>PN-88</p> <p>NISSAN SD22</p> 	<p>PN-89</p> <p>NISSAN LD20,28</p> 	<p>PN-120</p> <p>NISSAN SD22,33</p> 	<p>PN-121</p> <p>NISSAN LD20,28</p> 
<p>PN-122</p> <p>NISSAN Ed30</p> 	<p>PN-123</p> <p>NISSAN SD23,25 12V</p> 	<p>PN-124</p> <p>NISSAN SD23,33 24V</p> 	<p>PN-125</p> <p>NISSAN Ed33</p> 	<p>PN-126</p> <p>NISSAN Cd17</p> 	<p>PN-127</p> <p>NISSAN CD17 12V</p> 	<p>PN-128</p> <p>NISSAN SD23,25 12V</p> 	<p>PN-129</p> <p>NISSAN LD20,28 12V</p> 	<p>PN-130</p> <p>NISSAN ED30,33 24V</p> 

PN-131 NISSAN SD23,33,33T	PN-132 NISSAN SD23	PN-133 NISSAN CD17	PN-134 NISSAN CD17	PN-135 NISSAN TD27	PN-136 NISSAN TD23,24V	PN-137 NISSAN Ed33	CP-72 NISSAN YD25DDTI	CP-73 NISSAN ZD30DDT
								
PN-138 NISSAN Td27	PN-139 NISSAN	CP-01 NISSAN CD17	CP-02 NISSAN CD20	CP-03 NISSAN TD27 EtI	CP-04 NISSAN Rd28	CP-70 NISSAN LD 20 II		
								

CAR NAME	ITEM NO.	REFERENCE. NO.	ENGINE	CYL	YEAR	MODEL	P.V.	B.V.	
SUNNY	PN-127	11065-16A00/10	CD17	4	'82.10~'85.9	N-SB-11, WSB11	8.5	12	
	PN-126	11065-16A05/15						6.5	12
	CP-01	11065-G5501				'85.9~'93.12	N-SB12, WSB12, Q-SB12, Sb13	11	12
	CP-02	11065-57J00	CD20	4	'94.1~'98.12	X-SB14, SNB14, Y-SNB14 KD-SB14, SNB14	11	12	
	CP-72	11065-AD200	YD22DD	4	'99.9~	KE-SB15	11	12	
PULSAR LANGREY LIBERTA VILLA	PN-127	11065-16A00/10	CD17	4	'83.5~'86.10	N-SN12	8.5	12	
	★PN-126	11065-16A05/15						6.5	12
	CP-01	11065-G5501				'86.5~'93.12	N-SB12,Q-SB12, SN-13 N-BSN13, Q-BSN13	11	12
	CP-02	11065-57J00			CD20		'95.1~'98.9	KD-SN15, SNN15	11
BRUEBIRD	PN-89	11065-V0700 11065-V0710	LD20	4	'80.5~'81.12	K-EJ910, VEJ910	11	12	
	PN-129	11065-W3400 11065-W3410	LD20-T	4	'82.1~'85.8	K-EJ910, VEJ910 N-EJ910, VEJ910	8.5	12	
	PN-121	11065-W2500 11065-W2510						K-EJ11, VEU11	6.5
	CP-01	11065-G5501	LD20	4	'85.8~'91.8	K-EU11, VEU11 Q-SU12, EJ910(TAXI) Q-TSU12, VEU11	11	12	
	CP-02	11065-57J00	CD-20	4	'91.9~'98.9	X-SU13,TSU13, Q-SU13, SNU13 Y-SU13,SNU13 KD-SU13,SUN13,SU14	11	12	
	CP-02	11065-5C900	CD20E	4	'98.9~'98.11	KE-SU14	11	12	
SKYLINE	PN-89	11065-V0700 11065-V0710	LD20	4	'80.6~'81.9	K-VSC211	11	12	
	PN-129	11065-W3400 11065-W3410				'81.10~'85.8	K-VSJR30 N-VSJR30 N-EU11	8.5	12
	★PN-121	11065-W2500 11065-W2510						6.5	12
	PN-89	11065-V0700 11065-V0710	LD28	6	'80.6~'81.8	K-FG211, KFGC211	11	12	
	PN-129	11065-W3400 11065-W3410				'81.8~'85.8	K-ER30, RER30 K-ER30	8.5	12
	★PN-121	11065-W2500 11065-W2510						6.5	12
	CP-70	11065-V7203	RD28	6	'85.8~'89.5	N-SR31 Q-SR31 NO 1. 2. 3. CYLINDER ONLY	6.5	12	
	N.A.	11065-V7202				** NO 4. 5. 6. CYLINDER	6.5	12	
LAUREL	PN-86	11065-Y1402 11065-Y1403 11065-Y1404	SD20	4	'78.11~'79.10	Sc230	9.5	12	
	PN-87	11065-Q4001			'79.11~'80.11	K-SC230	11	12	
	PN-89	11065-V0700 11065-V0710	LD20	4	'80.11~'81.11	K-SJC31	11	12	
	PN-129	11065-W3400 11065-W3410				'81.11~'86.10	K-SJC31 N-SJC31	8.5	12
	PN-121	11065-W2500 11065-W2510						6.5	12
















CAR NAME	ITEM NO.	REFERENCE NO.	ENGINE	CYL	YEAR	MODEL	P.V.	B.V.
LAUREL	PN-89	11065-V0700 11065-V0710	LD28	6	'80.11~'81.11	K-EJC31	11	12
	PN-129	11065-W3400 11065-W3410			'81.11~'86.10	K-EJC31 K-EJC31, 32	8.5	12
	PN-121	11065-W2500 11065-W2510	RD28	6	'85.8~'89.5	N-SJC32 O-SJC32, 33, 34 NO 1. 2. 3. CYLINDER ONLY	6.5	12
	CP-70	11065-V7203			** NO 4. 5. 6. CYLINDER	6.5	12	
	N.A.	11065-V7202			'97.6~'99.8	KD-SC35	11	12
	CP-04	11065-4P400	RD28E	6	'99.8~	KH-SC35		
CEDRIC GLORIA	PN-80	11065-37501	SD20 SD22	4	'65~		10.5	12
	PN-83	11065-37503			'66~'67	Q130	10.5	12
	PN-81	11065-37506 11065-37507			'68~'76.10	Q130, 230, 330	10.5	12
	PN-85	11065-Y1400 11065-Y10401			'76.10~'77.10	Q330, R330	9.5	12
	PN-86	11065-Y1402 11065-Y1403 11065-Y1404			'77.10~'79.6	Q330, R330	9.5	12
	PN-87	11065-31W00 11065-31W01			'79.6~'83.6	K-S430, N-S430 K-R430, K-VR430	11	12
	PN-89	11065-V0700 11065-V0710	LD28	6	'79.11~'82.6	K-H430, KH430 K-WH430, VH430	11	12
	PN-129	11065-W3400 11065-W3410			'82.6~'85.6	N-H430, W430, VH430 N-HY30, WHY30, VHY30	8.5	12
	PN-121	11065-W2500 11065-W2510			6.5	12		
	CP-70	11065-V7203	RD28	6	'85.8~'95.5	N-UY30, 31 Q-UY31, 32, NO 1. 2. 3. CYLINDER ONLY	6.5	12
	N.A.	11065-V7202			** NO 4. 5. 6. CYLINDER	6.5	12	
	CP-04	11065-4P400	RD28E	6	'95.6~	KD-UY31, UJY31, CUY31 KD-UY33	11	12
		'99.8~			KH-UY31			
CREW	CP-70	11065-V7203	RD28	6	'93.7~	N-UY30, 31, 32 Q-UY31, 32, NO 1. 2. 3. CYLINDER ONLY	6.5	12
	N.A.	11065-V7202				** NO 4. 5. 6. CYLINDER	6.5	12
PULSAR AD VAN SUNNY AD VAN DATSUN AD VAN	PN-127	11065-16A00 11065-16A10	CD17	4	'82.10~'85.9	N-VSB11	8.5	12
	PN-126	11065-16A05 11065-16A15					6.5	12
	PN-133	11065-16A01 11065-16A11	CD17	4	'85.9~'88.5	N-VSB11	8.5	12
	PN-134	11065-10A06 11065-10A16					8.5	12
AD VAN	PN-135	11065-43G01	CD17	4	'88.5~'90.9	S-VSB11, VSY10, VSNY10	11	12
	CP-01	11065-G5501			'90.10~'93.7	Q-WSY10	11	12
	CP-02	11065-57J00	CD20	4	'93.8~	X-WEY10, KD-WEY10, VENY10 KD-VENY10	11	12
CHERRY VANETTE	PN-89	11065-V0700 11065-V0710	LD20	4	'81.6~'82.9	K-EC120, EGC120, KEC120 K-KEGC120, VEC120 K-VEGC120, VEGC120	11	12

CAR NAME	ITEM NO.	REFERENCE. NO.	ENGINE	CYL	YEAR	MODEL	P.V.	B.V.
SUNNY VANETTE	PN-129	11065-W3400 11065-W3410	LD20	4	'82.10~	K-EC120, EGC120, KEC120 N-VEC120	8.5	12
	★PN-121	11065-W2500 11065-W2510	LD20T			K-KEGC120, KEGC120	6.5	12
DATSUN VANETTE	CP-01	11065-G5501	LD20	4	'85.10~	N-VUJC22, KUC22, KUJC22	11	12
	CP-02	11065-57J00 11065-5C900	CD20 CD20T	4	'91.6~	S-VVJC23 Q-KVJC23, KVNC23	11	12
AVENIR	CP-02	11065-57J00	CD20	4	'90.5~	S-VSW10	11	12
		11065-5C900	Cd20 T	4	'90.5~	S-SW10, Y-SW10, KS-SW10		
LARGO	CP-02	11065-54J00	CD20T	4	'90.5~	Y-VW30, VNW30	11	12
		11065-5C900	CD20ET1	4	'95.8~	Vw30, VNW30		
SERENA	CP-02	11065-57J00	CD20	4	'91.6~	S-VVJC23, Q-DVJC23	11	12
		11065-5C900	CD20 T	4	'91.6~	Q-KVC23, KVNC23, KD-AVC23		
	CP-72	11065-AD200	YD25DDT1	4	'99.8~	KH-VC24, UNU24	11	12
PRESAGE	CP-72	11065-AD200	YD25DDT1	4	'98.6~	KH-VU30, VNU30	11	12
BASSARA	CP-72	11065-AD200	YD25DDT1	4	'99.11~	KH-JVU30, JVNU30	11	12
JUNIOR	PN-83	11065-37503	SD22	4	'66~'67	Q41	10.5	12
	PN-81	11065-37506 11065-37507			'68	Q41	10.5	12
CABSTAR HOMER	PN-81	11065-37506 11065-37507	SD22	4	'76.1~'77.8	QGF20, VOF20	10.5	12
	PN-85	11065-Y1400 11065-Y1401			'77.8~'77.11	QGF20, VQF20	9.5	12
	PN-86	11065-Y1402 11065-Y1403 11065-Y1404			'77.11~'79.9	QGF20, 21 VGF20, 21	9.5	12
		PN-88					11065-T3400 11065-T3401	20.5
	PN-87	11065-31W00 11065-T31W01			'79.9~'82.1	K-QF21, VQF21 K-QGF21, VQGF21	11	12
	PN-120	11065-T3470					23	12
DATSUN TRAUCK	PN-86	11065-Y1402 11065-Y1403 11065-Y1404	SD22	4	'78.11~'79.10	R620	9.5	12
		PN-87			11065-31W00 11065-T31W01	'79.10~'82.1	K-S720, SG720, RSG720	11
	PN-123	11065-34W00			'82.1~'83.4	K-S720, SG720, SGY720 K-RSG720	11	12
	PN-128	11065-T8200 11065-T8202					10.5	12
	PN-128	11065-T8200 11065-T8202	SD23	4	'83.4~	N-A720, Ag720, AGY720	10.5	12
	PN-132	11065-10G00	Td23	4	'85.8~	N-AD21, AGD21, AMD21	11	12
					'87.8~	N-PD21, PGD21, PMD21	11	12
					'88.11~	S-BMD21		
	PN-135	11065-43G01	Td27	4	'95.8~'97.1	KC-BD21, BGD21	11	12
					'97.1~	KC-BD22		
PN-138	11065-31N00	Td27T	4	'93.7~'97.1	U-BMD21, KC-UMD21, LBMD21	11	12	
CP-03	11065-OW801 11065-65N01	QD32	4	'97.1~	KC-LRMD22	11	12	
TERRANO	PN-135	11065-4301	TD27	4	'86.8~	N-VBYD21, WBYD21	11	12
	PN-138	11065-31N00 11065-G2400	TD27 T	4	'88.11~	Q-WBYD21	11	12
		CP-03	11065-OW801	TD27 ET1 QD32ET1	4 4	'95.9~ '97.6~	PR50 KD-PR50	11












CAR NAME	ITEM NO.	REFERENCE. NO.	ENGINE	CYL	YEAR	MODEL	P.V.	B.V.
REGULUS	CP-03	19850-54120	TD27 ETI	4	'96.8~	KD-PR50	11	12
			QD32 Eti	4	'96.8~	KD-PR50		
	CP-73	11065-2W202 11065-2W211	ZD30 DDTI	4	'99.2~	KH-TR50, KH-JTR50	11	12
MISTRAL	PN-138	11065-G2400 11065-31N00	TD27 BT	4	'94.6~	Y-R20	11	12
CARAVAN HOMY	PN-86	11065-Y1402	SD22	4	'78.3~'79.9~	RF20, HRE20, VRE20, KRSE20	9.5	12
		11065-Y1403				GKRE20, 21		
	11065-Y1404	K-RE21, KRSE21, GKRE21				20.5	24	
	PN-88	11065-T3400						
	PN-87	11065-31W00/1		4	'79.10~'82.5	K-CRGE23, VRGE23, VRE23	11	12
	PN-120	11065-T3470				K-KRE23, KRGE23, DRGE23	23	24
	PN-123	11065-34W00					11	12
	★PN-124	11065-T8201	SD23	4	'82.5~'86.9	K-CRGE23, VRGE23, VRE23	23	24
		11065-T8203				K-KRE23, KRGE23, DRGE23		
	PN-129	11065-W3400	LD20T	4	'82.5~'86.9	N-KSE23, KSGE23	8.5	12
		11065-W3410						
	PN-121	11065-W2500 11065-W2510					6.5	12
	PN-135	11065-63G00 11065-43G01	TD23	4	'86.9~'90.8	CYGE24,N-VYE24,VYGE24	11	12
	CP-70	11065-V7203	LD20 LD20T-	4	'88.9~'90.10	N-KSE24, Q-KSE24, KRME24	6.5	12
N.A.	11065-V7202	Q-KRMGE24, KSGE24 NO . 1. 2. . CYLINDER ONLY ** NO .3. 4. . CYLINDER						
PN-135	11065-63G00 11065-43G01	TD27	4	'87.10~'95.8	N/U-CRGE24, DRGE24 N/U-VRMGE24, VRGE24 Q-ARGE24, KRME24 Q-KRE24, KRGE24 Q-ARGE24, KRMGE24 Y-ARGE24, KRE24, KRGE24 Y-KRME24, KRMGE24 T-CRGE24, VRMGE24	11	12	
				'95.8~	KC-CRGE24, CRMGE24, DRGE24 KC-VRE24, VRMGE24 KD-ARGE24, KRE24 KD-KRGE24, KRME24, KRMGE24			
PN-138	11065-31N00 11065-G2400	TD27T	4	'88.10~'93.5	Q-KRE24, KRME24 KC-CRGE24, DRGE24, CRMGE24 KC-VRE24, VRGE24, VRMGE24	11	12	
		TD27Ti	4	'88.10~'95.8	Q-ARE24, ARME24, ARMGE24 Q-KRE24 Y-ARE24, ARME24, ARMGE24			
CP-03	11065-OW801 11065-65N01		QD32	4	'95.8~	KD-ARE24, ARGE24 KD-ARME24, ARMGE24 KD-KRE24, KRGE24	11	12
		'96.9~			KC-VWE24, VWGE24, CWGE24 KC-VWMGE24, CWMGE24 KG-VWE24, VWGE24, CWGE24 KD-DWGE24			
CP-73	11065-2W202 11065-2W211	ZD30DD			KG-VWE25	11	12	
		Zd30 DDTI			KG-VWE25, KG-VPE25			

CAR NAME	ITEM NO.	REFERENCE. NO.	ENGINE	CYL	YEAR	MODEL	P.V.	B.V.			
EL GRAND	CP-03	11065-OW801	QD32 EtI	4	'97.5~'99.8	KD-AVE50, AWWE50	11	12			
	CP-73	11065-2W202 11065-2W211	ZD30 DDT	4	'99.8~	KH-ATE50, KH-ATWE50	11	12			
CABALL CLIPPER	PN-83	11065-37503	SD22	4	'66.8~'67.9	QC240, HQC240, GQC240 GHQC240, DQC240	10.5	12			
	PN-81	11065-37506 11065-37507			'67.10~'72.12	QC240, HQC240, D652 T652, 653, 658, 661, 663, 665	10.5	12			
	PN-84	11065-J2000	ED30	4	'73.1~'76.10	YC240, YT40, YWT40, YHWT GHWT40, GYHT40, AVYT40	10	12			
	N.A.	11065-Z5500			'76.10~'77.11	YC340, HYC340, CYC340		12			
	PN-82	11065-Z5000			DYC340, EHTC340, JVYC340	19	24				
	PN-122	11065-J5501 11065-J5502			'77.11~'80.5	YC340, HYC340, DYC340 K-YC340, GYC340 JVYC340	9.5	12			
	N.A.	11065-J5503 11065-J5504						24			
	N.A.	11065-J5570			'80.6~'81.12	K-YC341, DYC341		12			
	PN-130	11065-J6500			K-RYC341, TYC341	23	24				
	PN-130	11065-J6500			ED33	4	'80.8~'81.12	K-MC341, HMC341, DMC341	23	24	
ATLAS	PN-123	11065-34W00	SD23	4	'82.2~'85.8	K-YF22, YGF22	11	12			
	*PN-124	11065-T8201 11065-T8203					23	24			
	PN-132	11065-10G00					11	12			
	*PN-131	11065-C8600			24	24					
	PN-123	11065-34W00	SD25	4	'81.12~	K-EF22, EGF22, REGF22 N-EH40	11	12			
	*PN-124	11065-T8201 11065-T8203					23	24			
	PN-128	11065-T8200 11065-T8202				K-EH40	10.5	12			
	*PN-124	11065-T8201 11065-T8203					23	24			
	PN-132	11065-10G00				'85.8~	K-EF22, EGF22, VEGF22	11	12		
	*PN-131	11065-C8600						24	24		
	PN-135	11065-43G01				TD23	4	'86.11~	N-TF22, TGF22	11	12
	*PN-136	11065-10T01								24	24
	PN-135	11065-43G01 11065-63G00	TD25 TD27	4 4	'95.10~ '86.11~	KC-SN6F23 N-AF22, AGF22, VAGF22, AH40	11	12			
	*PN-136	11065-10T01					24	24			
	CP-03	11065-OW801	QD32	4	'97.11~	KG-SR4F KG-SR8F	11	12			
	PN-125	11065-T9000 11065-T9001	ED33	4	'81.12~'86.11	K-MH40, MGH40, DMH40 K-RMGH40, TMH40, CMH40 N-MH40, CMH40, MGH40 N-DMH40, TMH40, K-RMH40	23	24			
PN-137	11065-02T00	ED35			4	'90.6~'95.5	N-MH40, MGH40, DMH40 U-TRH40, LE2YH41, LE4YH41 U-RH40, SE2H41, TE2H41	24	24		
CIVILIAN	PN-81	11065-37506 11065-37507	SD22	4	'71.9~'73.1	GHQC240	10.5	12			
	PN-84	11065-J2000	ED30	4	'73.2~'76.11	QYC240	10	12			
	PN-82	11065-Z5000					19	24			
	N.A.	11065-J5500			'78.11~'72.11	GHYC340		12			
	PN-82	11065-Z5000					19	24			
	PN-122	11065-J5501 11065-J5502			'77.11~'80.5	GHYC340, K-GHY341	9.5	12			

CAR NAME	ITEM NO.	REFERENCE. NO.	ENGINE	CYL	YEAR	MODEL	P.V.	B.V.	
CIVILIAN	N.A.	11065-J5503 11065-J5504	ED30	4	'77.11~'80.6	GHYC340, K-GHY341		24	
	N.A.	11065-J5570			'80.6~	K-GHYC341		12	
	PN-130	11065-J6500					23	24	
	PN-130	11065-J6500	ED33	4	'80.6~'82.8	K-GHMC341	23	24	
	PN-125	11065-T9000 11065-T9001			'82.8~'88.5	N-MW40, MGW40	23	24	
	PN-137	11065-02T00			'88.5~	N-MW40, MGW40	24	24	
	PN-136	11065-10T01	TD42	6	'90.6~	U-BGW40, BW40, KC-BGW40			
	N.A.	11065-51N00	TD42 T	6	'88.5~	U-RW40, RGW40, RYW40	24	24	
	PN-137	11065-02T00	ED35	4	'95.8~	KC-RGW40, RYW40	23	24	
PN-120	11065-T3470	SD33 SD33T	6	'90.6~	U-BW40, BGW40	24	24		
★PN-124	11065-T8201 11065-T8203			'80.6~'82.8	K-KR160, VRG160	23	24		
★PN-131	11065-C8600			'82.8~'87.10	K-VR160, VRG160 N-VR161, VRG161, ARG161 KR161	23	24		
SAFARI	CP-70	11065-V7203	RD28 T	6	'85.10~'87.10	N-VR161, VRV161 N-VRG161, BRG161	24	24	
	N.A.	11065-V7202				'94.10~'97.10	WYY60 NO . 1. 2. 3. CYLINDER ONLY	6.5	12
	CP-04	11065-4P400	RD28ETI	6	'97.10~	** NO . 4. 5. 6. CYLINDER KD-WYY61	6.5	12	
	PN-136	11065-10T01	TD42 TD42 T	6	'87.11~'97.10	S-VRY60, VRGY60 U-VRGY60 Q-WGY60, WRY60, WRGY60 W-RGY60	11	12	
	PN-135	11065-43G01 11065-63G00				'94.10~'97.10	WGY60, WRY60 WRGY60, VRGY60	11	12
	PN-138	11065-31N00				'95.8~'97.10	KC-VRGY60	11	12
						'97.10~'99.9	KD-WRGY60, WRY60 KD-WRGY61, KG-VRGY61		
						'99.9~	KG-VRGY610		
	CP-73	11065-2W202 11065-2W211				ZD30 DDT1	4	'99.9~	KH-WTY61 KG-VVTY61, Y61
	3.5t TRUCK	PN-83	11065-37503	SD33	6	'66~'67	QC30, QSC60, DQSC30	10.5	12
PN-81		11065-30506 11065-37507	'68~'73				10.5	12	

PI-40	PI-41	PI-42	PI-43	PI-44	PI-45	PI-46	PI-47
ISUZU TX.TD	ISUZU ELF,C240	ISUZU ELF,C240	ISUZU C330,4881	ISUZU FORWARD,S8R	ISUZU C190	ISUZU 4FB1	ISUZU C240
							
PI-48	PI-49	PI-50	PI-51		PI-52	PI-53	PI-54
ISUZU 4BC1	ISUZU ELF150,250	ISUZU ELF250,350,450	ISUZU GEMINI		ISUZU ELF250	ISUZU ELF250,4BA1	ISUZU ELF250,4BC1
							
	*	*					

*The pictures of PI-49、PI-50 are shortened,real length will be the same as sample.

PI-55	PI-57	PI-58	PI-56	PI-170	PI-172	PI-173	PI-175	PI-176
ISUZU 4EC1	ISUZU 4EC4T	ISUZU C223	ISUZU	ISUZU	ISUZU 4JX1	ISUZU ELF 4HJ1	ISUZU	ISUZU
								
PI-59	PI-50							
ISUZU 4JG2	ISUZU 4EE1-T							
								
			*	*	*	*	*	*

*The pictures of PI-56.PI-170.PI-172.PI-173.PI-175.PI-176 are shortened,real length will be the same as sample.
















CAR NAME	ITEM NO.	REFERENCE. NO.	ENGINE	CYL	YEAR	MODEL	P.V.	B.V.						
GEMINI FF GEMINI	PI-46	8-94221719-3	4FB1	4	'79.10~'81.9	K-PFD60	5	12						
		8-94241449-0	4FB1											
		8-94255588-0	TURBO											
	PI-55	8-94439218-0	4EC1	4	'85.10~'88.12	N-JT600	5	12						
		8-94319700-1							Q-JT600					
	PI-51	8-94402303-1	4EC1	4	'85.10~'88.12	Q-JT600	5	12						
		8-94481972-0							TRUBO					
PI-57	8-94387612-1	4EE1	4	'90.4~	Q-JT641F X-JT641F	11	12							
	8-97044037-0							TURBO						
PI-45	5-81410040-0	C190	4	'77.10~'80.2	PAD30 K-PAD30, 30V	9	12							
	8-94221719-3							C190	4	'80.3~'83.3	N-PAD30, 30V			
8-94241449-0														
8-94255588-0														
FLORIAN	PI-46													
117 COUPE			C223	4	'79.12~'81.6	K-PAD96								
ASKA	N.A.	8-94249692-1	4FC1	4	'83.4~	N-JJ510		12						
		8-94145947-0	4FC1											
	N.A.	8-94421027-0	TURBO		'85.6~	N-JJ510		12						
FASTER RODEO	PI-42	9-82511978-0	C190	4	'78~'79.9	KBD20, KBD25, KBD40	10.5	12						
		5-81410040-0												
	PI-46	8-94221719-3							4	'79.10~	KBD21, KBD26, KBD41 K/N-KBD21, 26, 41	5	12	
		8-94241449-0												
	PI-58	8-94255588-0							C223	4	'83.4~'87.7	N-KBD22, 27, 42, 47		
		8-94319700-1												
8-94144412-0														
8-94175158-0	PI-49	8-94133759-5	4JB1 TURBO	4	'96.1~	S-TFR55F, 55H S-TFS55F, 55H, 55HD	11	12						
BIG HORN TROOPER	PI-46	8-94221719-3	C223	4	'81.9~'87.7	N-UBS52	5	12						
		8-94241449-0	C223											
		8-94255588-0	TURBO											
	PI-58	8-94319700-1	C223	4	'87.8~'90.7	N-UBS52	11	12						
		8-94144412-0												
	PI-49	8-94175158-0	4JB1 TURBO	4	'90.8~'92.7	Q-UBS55CW, 55FW, 55FWR S-UBS55FM, 55CK	11	12						
8-94133759-5														
PI-59	8-94387612-1	4JG2	4	'92.8~	Q-UBS69GW, 69DW KD-UBS69GW, 69DW	11	12							
	8-97044037-0													
PI-172	8-97143674-1	4JX1	4	'98.6~	KH-UBS73	11	12							
MU WIZZARO	PI-49	8-94175158-0	4JB1 TURBO	4	'90.8~	Q-UCS55	11	12						
		8-94133759-5												
	PI-59	8-97044037-0	4JG2	4	'93.10~'98.6	UCS69DWM	11	12						
		8-97143674-1							4JX1	4	'98.6~	KH-UES73		
HIPACK VAN	PI-46	8-94221719-3	C223	4	'83.1~'87.7	N-UFR52G	5	12						
		8-94241449-0	C223											
		8-94255588-0	TURBO											
PI-58	8-94319700-1	C223	4	'87.8~	N-UFR52G	11	12							











CAR NAME	ITEM NO.	REFERENCE NO.	ENGINE	CYL	YEAR	MODEL	P.V.	B.V.
ELF 150	PI-42	9-82511978-0	C190	4	'70~'77.9	KAD40, 41, 50, 51	10.5	12
	PI-45	5-84140040-0			'77.10~'79.10	KAD41, 51, K-KAD41, 51	9	12
	PI-46	8-94221719-3 8-94241449-0 8-94255588-0			'79.11~'84.6	K-KAD41, 52 N-KAD41, 51	5	12
	PI-45	5-81410040-0	C240	4	'78~'79.10	KAD-42, 52	9	12
	PI-43	9-82513959-0				K-KAD42, 52	20.5	24
	PI-46	8-94221719-3 8-94241449-0 8-94255588-0			'79.11~'84.6	KAD42, 52 K-KAD42, 52 N-KAD42, 52	5	12
	PI-47	5-81410055-2 5-81410057-2					9.5	24
	PI-49	8-94175158-0 8-94133759-5	4JA1	4	'84.7~	P/S-NHR54, 54C, 54E P/S-NHR55, 55C, 55E P/S-NHR55CA, 55EA	11	12
			4JB1					
	PI-59	8-97043744-0 8-94387612-1 8-97044037-0	4JG2	4	'93.7~	U-NHR69 U-NKR69	11	12
					'95.3~	KC-NHR69, NHS69, NKR69		
	N.A.	8-94380645-1	4BE2	4	'93.7~	U-NKR63	9.5	12
ELF 250	PI-41	9-82511977-0	C220	4	'65~'68	TLD11, 21, 30, 50, 60	10.5	12
	PI-42	9-82511978-0	C221	4	'68~'69	TLD22	10.5	12
	PI-42	9-82511978-0	C240	4	'70~'77.9	TLD13, 23, 33, 43, 53, 63	10.5	12
	PI-43	9-82513959-0					20.5	24
	PI-45	5-81410040-0			'77.10~'80.1	TLD23	9	12
	PI-43	9-82513959-0				K-TLD63	20.5	24
	PI-46	8-94221719-3 8-94241449-0 8-94255588-0			'80.2~'84.6	K-TLD23, 43, 53 N-TLD23	5	12
	PI-47	5-81410055-2 5-81410057-2					9.5	24
	PI-43	9-82513959-0	4BA1	4	'72~'78.9	TLD24, 34, 44, 54, 64	20.5	12
	PI-53	5-81410044-0			'78.10~'80.1	TLD24, 34, 54, 64	20.5	24
	PI-48	5-81410056-3 5-81410058-3			'80.2~'84.6	K-KT24 K-TLD24, 34, 44, 54, 64 N-TLD24, 34, 54	9.5	24
	PI-52	8-94172223-0	4BC1	4	'84.7~	P-NKR56	23	24
	PI-54	5-81410045-0			'79~'79.9	TLD45, 55, 65, 75	20.5	24
	PI-48	5-81410056-3 5-81410058-3	4BC2	4	'79.10~'81.6	K-KT15, 25, 35 K-TLD55, 65, 75	9.5	24
	PI-44	9-82513928-2				K-KT16, 26, 36	20.5	24
	★ N.A.	5-81410054-0	4BD1 T	4	'81.7~'84.6	K-TLD26, 46, 56, 64, 66, 76 P-TLD26, 56, 66, P-KT26		24
	PI-50	8-94135377-4			'84.7~	P-NKR57, P-NPR57	23	24
	PI-49	8-94175158-0 8-94133759-2	4JA1	4	'84.7~	P-NHR54	11	24
			4JB1	4	'84.7~	NKR55		
			4BJ1-2	4	'85.3~	P-WKR55		
4FE1			4	'90.8~	U-NKR58EA, 58LR			

CAR NAME	ITEM NO.	REFERENCE. NO.	ENGINE	CYL	YEAR	MODEL	P.V.	B.V.
ELF 250	PI-50	8-94135377-4 8-97033761-0	4BE2	4	'93.7~	U-NKR63	23	24
	PI-59	8-97043744-0 8-94387612-1 8-97044037-0	4JG2	4	'93.7~	U-NHR69 U-NKR69	11	12
	PI-50	8-94135377-4 8-97033761-0	4BE1 4HF1	4 4	'93.7~ '93.7~	U-NKR58 U-NKR66, U-NPR66	23	24
ELF 350	PI-43	9-82513959-0	C330	4	'70~'72	Ks10, 20	20.5	24
	PI-44	9-82513928-2	4BB1	4	'73~'79	Ks11, 21, 31, 41	20.5	24
			4BD1	4	'80~'84.6	K-KS12, 22, 32, N-KS22, 32 P-KS22, 32		
	PI-50	8-94135377-4	4BC2	4	'84.7~	P-NPR57	23	24
			4BD1	4	'84.7~	P-NPR59		
			4BD1 T	4	'84.7~	P-NPR59		
	PI-50	8-94135377-4 8-97033761-0	4BG1	4	'88.9~	U-NPR61GD, 61LR, 61PR	23	24
4HE			4	'90.8~	U-NPR66, KC-NPR66, NKR66			
14HF1 T			4	'93.7~	U-NPR70			
ELF 450	PI-50	8-94135377-4	4BD1	4	'86.2~	P-NPR59	23	24
			4BD1	4	'86.2~	P-NPR59		
ELF MYPACK	PI-42	9-82511978-0	C240	4	'72~'79	KUD20	10.5	12
FARGO	PI-46	8-94241449-0 8-94255588-0	4FB1	4	'81.1~'82.6	K-WFR50	5	12
			4FC1	4	'81.1~'82.8	K-WFR51, N-WFR51		
	N.A.	8-94249692-1	4FC1 T	4	'82.7~	N-WFR51, 51DW, N-WFS51DW		12
	N.A.	8-94145947-0	4FD1	4	'83.12~	N-WFR53, N-WFS53		
	PI-59	8-94387612-1 8-97044037-0 8-97043744-0	4FG1	4	'90.8~	U-WFS62DV, U-WFR62DV, 62FV, 62FVH U-NFR62DT	11	12
FORWARD	PI-43	9-82513959-0	D500	6	'70~'72	Tr20, 30, 35, 40, 50, 60, 70, 85,	20.5	24
	PI-44	9-82513928-2	6BB1	6	'72~'77	FBR320, 370, 650 JBR360, 420, 500, 650 VBR320, yBR310, 360	20.5	24
					'72~(FXI)	SBR320, 322, 332, 372, 380 SBR400, 422, 450, 482 SBR500, 552, 560, 680 K-SBR372, 422		
			6BD1	6	'76~'84.1	FCR320, 370, 420, 450, 480 FCR550, 650 JCR360, 420, 460, 500, 550 SCR330, 370, 420, JCR650 K-JCR420, 500, K-VCR320 K-SCR480, K-SCS370		
					'76~(FXII)	SCR320, 370, 420, 422, 450 SCR480, 550		
					6B1DT	6		
			6BF1	6	'79~	K-FDR320, 370, 420, 450 K-FDR480, 550, 650 K-JDR350, 420, 460, 500, 550 K-JDR650, K-VDR320		
'79~(FXII)	K-SDR320, 370, 420, 450 K-SDR480, 550, 650							

CAR NAME	ITEM NO.	REFERENCE. NO.	ENGINE	CYL	YEAR	MODEL	P.V.	B.V.	
FORWARD	PI-44	9-82513928-2	6BG1	6	'84.2~	P-FRR11	20.5	24	
			6BG1	6	'89.5~	P-ETR12, U-FSR12			
			6BG1 TURBO	6	'90.4~	U-FTR12, U-FPR12 U-ESR-12, W-ESR12			
			6HE1	6	'90.4~	U-FSR32, U-FTR32 U-FRR32, U-FSD32			
	PI-50	8-94135377-4 8-97033761-0	6HH1	6	'95.2~	KC-FRR33G1, G2, H1, H2 KC-FRR33K1, K2, L1, L2 KC-FRR33M2, P2, T2, V2	23	24	
TRUCK DUMP TRUCK TRACTOR TANK TRUCK	PI-40	9-82511994-0 9-82511945-0	D400	6	'68~'74	Ty21, 31, 41, 51	22.5	24	
			DA120	6	'69~'74	TSD40, TWD20 TXD10, 20, 30, 40, 50			
			DA640	6	'69~'79	BXD30, SFR330, 420, 460, 500 SFR600, TSD43, TWD23 TXD13, 23, 33, 53, 60, 90 TXD10E, 30E, 40E, 50E, 70E TDX80E, K-TXD23			
			DH100	6	'65~	SLR350D, 360, 361, 400, 401 SLR401T, 450, 461, 520, 530 SLR600, 670, K-SLR361, 401 TSD50, yZ20, Td40, 50, 50A, 60 TSD62, 70, 72, TD10E, 50E, 70 TD80E, 90E, Tp60, 61, 77, 78, TP11E, 41E, 81E, 91E			
			E110	6	'69~	TD35E, 75E, Tg55 TM45E, 85E, 85			
	PI-44	9-82513928-2	6BD1	6	'76~'84.1	SCR320EM, 320M, K-TSD45	20.5	24	
6BB1			6	'72~'84.1	VBR320, SBR322M				
6BF1			6	'78~'84.1	SDR320M (except fire engine)				
	PI-43	9-82513959-0	D500	6	'72~'73	SBR320, 380	20.5	24	
	PI-43	9-82513959-0	D500	6	'72~'73	Bk30	20.5	24	
JOURNEY K.L.M.Q.S	PI-44	9-82513928-2	6BB1	6	'73~'84.2	Bk32, DBR370, K-DBR370	20.5	24	
			6BD1	6	'76~'84.2	CCM370, 410, K-CCM410			
			6BD1			P-LR211			
			6BG1	6	'84~	P-LR312			
			4BB1	4	'73~'79	BE20			
			4BD1	4	'80~	K-BE22			
			4BC2	4	'81.7~	K-BLD35			
	PI-42	9-82511978-0	C240	4	'69~'80	BLD23, K-KAD51	10.5	12	
		PI-43	9-82513959-0			'73~'78	BLD30	20.5	24
		PI-53	5-81410044-0	4BA1	4	'79~	BLD34	20.5	24
		PI-48	5-81410056-3 5-81410058-3			'80~	K-BLD34	9.5	24
		PI-54	5-81410045-0			'79~	BLD35	20.5	24
	PI-48	5-81410056-3 5-81410058-3	4BC1	4	'80~'81.6	K-BLD35	9.5	24	

CAR NAME	ITEM NO.	REFERENCE. NO.	ENGINE	CYL	YEAR	MODEL	P.V.	B.V.
BUS	PI-42	9-82511978-0	C221	4	~'69	TLD22B	10.5	12
			C240	4	'70~'72	TLD23B		
	PI-43	9-82513959-0	D500	6	'70~'71	By31	20.5	24
	PI-40	9-82511994-0 9-82511945-0	D400	6	~'69	By30	22.5	24
			DA640	6	'68~	Ba01, 05, 10, 20, 30 Bf20, 30, 40, 50, BS10,20 BXD20, 30, 50		
			E110	6	'69~'71	Bu15		
			DH100	6	'69~	Bu04, 10, 20, 35 K-CLM470, 500, 550		
	PI-44	9-82513928-2	6BD1	6	'70~'84.2	CCM370, 410, ECM430 K-ECM43	20.5	24
			6BG1	6	'84~	P-LT312		

PM-60	PM-61	PM-62	PM-63,65	PM-66	PM-70	PM-71	PM-73
FUSO 6DS,6DB	FUSO 6DC,8DC	FUSO CANTER,4DQ1	FUSO CANTER,4DR5	FUSO 6D10,6D11	FUSO 4DQ50	FUSO 6DS5,6DS7	FUSO CANTER,4D3QA
							
PM-74		PM-75	PM-77	PM-78	PM-79	PM-160	PM-161
FUSO CANTER,4DR6		FUSO 4D55	FUSO CANTER,4D35	FUSO 4D30	FUSO S4S	FUSO CANTER,4D30	FUSO PAJERO,4D55
							

PM-162	PM-163	PM-164	PM-165	PM-166	PM-167	PM-168
FUSO 4DR7	FUSO 4D32,33	FUSO	MTSUBISHI 4M40 T	MTSUBISHI	MTSUBISHI 4D58 T	MTSUBISHI 4M41 D1
						
	*					
CP-05	CP-06	CP-07				
MTSUBISHI 4M40 T	MTSUBISHI 4D68 T,4D65	MTSUBISHI 4D68 T				
						
						*

*The pictures of PM-163.PM-168 is shortened,real length will be the same as sample.

MITSUBISHI

CAR NAME	ITEM NO.	REFERENCE. NO.	ENGINE	CYL	YEAR	MODEL	P.V.	B.V.					
MIRAGE LANCER	N.A.	MD 077167	4D65	4	'83.10~	N-C14A		12					
	CP-06	MD 092392	4D65 T	4	'85.2~'92.4	N-C14V, Q-C14V, X-C14W Q-C14W	6.2	12					
			4D68	4	'91.10~'92.9	X-CB7A, CD7A	6.5	12					
	CP-07	MD 197511	4D68 T	4	'94.1~	CB8A, CD8A	11	12					
					'95.10~'97.9	CK8A, CM8A							
PM-167	MD344469			'97.9~	KD-CK8A, CM8A X-CK8A, CM8A	11	12						
CHARIOT	CP-06	MD 092392	4D65	4	'84.10~'91.4	N-D09W, Q-D09W	6.2	12					
			4D68 T	4	'92.7~	Y-N38W, 48W							
	CP-07	MD 197511	4D68 T	4	'94.1~		11	12					
LIBERO	CP-06	MD 092392	4D68	4	'92.5~'93.12	CB8V, CB8W, CD8V, CD8W	6.2	12					
	CP-07	MD 197511	4D68 T	4	'94.1~	CB8V, CB8W, CD8V, CD8W	11	12					
	CP-167	MD 344469			'97.9~	KA-CB8V, CD8V KD-CB8W, CD8W	11	12					
	GALANT Σ2300	PM-75	MD 050212	4D55	4	'80.5~'82.10	K-A167	12	12				
PM-75		MD 050212	4D55 T	'92.11~		K-A167	12	12					
GALANT Δ2300	★N.A.	MD 070194					12						
ETERNA Σ 2300	N.A.	MD 077167	4D65 T	4	'84.2~	N-E14A		12					
ETERNA Δ2300	CP-06	MD 092392	4D68 T	4	'92.5~'93.9	E57A, E77A	6.2	12					
	CP-07	MD 197511	4D68T	4	'93.10~	E57A, E77A	11	12					
	PM-75	MD 050212	4D55	4	'82.11~'87.5	N-L0380, PV, GV, GW N-L068P, PV, PW	12	12					
DELICA	★N.A.	MD 070194						12					
	PM-75	MD 050212	4D56	4	'88.8~'93.5	N-P05V, P15V, P25V N-L09P, LD69P	12	12					
	N.A.	MD 070194							12				
	CP-06	MD 092392	4D56 T	4	'86.6~	N-P05W, P15W, P25W P-35W	6.2	12					
	PM-164	MD 301950	4D56	4	'93.6~'94.3	L-039P	11	12					
	CP-07	MD 197511	4D56	4	'93.6~	P05V, 15V, 25V, 45V P05W, 15W, 25W, 35W PA5W, PB5W, PC5W PA5V, PB5V, PD5V P05T, P15T, P25T, L039G	11	12					
						PM-167			MD344469	'97.9~	KB-P05V, 05T, 15V, 25V KC-P15V, 15T, 25T, 45 KD-P05W, 25W, 35W KD-PA5W, PB5W, PC5W KD-PA5V, KC-PB5V, PD5V	11	12
											CP-05		
	PM-165	ME 201632 ME203583 ME 203754			'96.04~	KD-PE8W, PD8W, PF8W	11	12					
	CANTER	PM-62	30666-20309	4DQ	4	~'67	T720, T722	10.5	12				
		PM-63	31366-14300	4DR1	4	'68~'70	T90, 92, 94	10.5	12				
			31366-14301 31366-14302	4DR5	4	'71~'82.8	T96, 98, 200, 210, 220 K-FT100, 120, K-FB100, 120						
			ME 077546			'82.8~'85.9	K-FB100, 120						
PM-77	ME 007615			'85.10~'98.10	K-FB300, K-FE300	11	12						

















CAR NAME	ITEM NO.	REFERENCE. NO.	ENGINE	CYL	YEAR	MODEL	P.V.	B.V.
CANTER	PM-65	31366-14701	4DR5	4	'73.12~'83.1	K-FB100,120	22.5	24
		31366-02100						
	PM-74	31666-02109	4DR51	4	'81.1~'83.4	K-FB100,120	22.5	24
		ME 007545						
	PM-74	ME 007547	4DR51	4	'83.5~	K-FB100,120	20.5	24
		ME 007547						
	PM-73	ME 017010	4D30	4	'78~'83.4	K-FE111, 121,211,221,231 N-FE101, 111, 121, 211	20.5	24
		ME 017013						
	PM-160	ME 017009	4D30	4	'83.5~'85.9	N-FE101, 111, 121, 211	24	24
	PM-78	ME 017057						
	PM-162	ME 001581	4DR7 GUTS	4	'90.1~	U-FB308B, 328BV U-FD378B	11	12
	PM-163	ME 007649	4D32	4	'90.1~	U-FE305, 315, 325 U-FE335, 425, 435		
			4D33	4	'90.1~'93.10	U-FE317, 337, 437, 447, 637	23	24
4D34 T			4	'89.10~'93.10	U-FE439, 449			
4D36			4	'95.1~	KC-FE507, 516, 517			
CP-05	ME 201638 ME 200970	4M40	4	'93.11~'94.9	FB501A, B FB511A, B	11	12	
PM-165	ME 201632 ME 203583 ME 203754							
JUPITER	PM-69	K417133-1	KE41, 61	4/6	'65~'67		9	12
	PM-67	K657134-2	KE65	6	'67~'70	T32, 43	21	24
	PM-65	31666-02109 31366-14700 MM 401625	6DR5	6	'71~	T44	23	24
ROSA	PM-63	31366-14300 ME 007546 K967024	4DR5	4	'70~'79	B10, 14, 16	10.5	12
	PM-65	31666-02109	6DR5	6	'79~'83.1	B360, 622, 8H212	22.5	24
		31366-14700 MM 401625						
	PM-73	ME017010	4D30	4	'79~'83.1	K-BE211	20.5	24
	PM-160	ME 017009						
PM-68	K4171363	KE31	4	'70~'71		22.5	24	
JEEP	PM-65	31666-02109	4DR5	4	~'82.11	J24, 36, 44, 54 K-J24, 36, 44, 54	22.5	24
		31366-14700 MM 401625						
	PM-74	ME 007547	4DR51	4	'82.12~	J24, 36, 44, 54	20.5	24
STRADA	CP-06	MD 092392	4D56 T	4	'91.5~'93.9	K34T	6.2	12
	CP-07	MD197511						
	PM-167	MD344469						
CHARANGER	PM-165	ME201632	4M40 T	4	'96.09~	KD-K97WG	11	12
		ME-203583 ME203754						

mitsubishi

CAR NAME	ITEM NO.	REFERENCE. NO.	ENGINE	CYL	YEAR	MODEL	P.V.	B.V.	
PAJERO	PM-75	MD 050212	4D55 4D55 T	4	'82.5~'82.11	N-L043G	12	12	
	PM-161	MD 014997						6	12
	PM-75	MD 050212						12	12
	★N.A.	MD 070194			'82.11~	N-L043G, GW, GV N-L048GV, GW		12	
	PM-75	MD 050212	4D56 4D56 T	4	'82.11~	N-L044G, GW, N-L049GV Q-L144GW, Q-L149GW	12	12	
	★N.A.	MD 070194							12
	CP-06	MD 092392				'91.1~'93.6	V14W, V24C, V, W, WG V34C, V, W, WG V44W, V44WG	6.2	12
	CP-07	MD 197511			'93.7~	V24C, V24W, V24WG	11	12	
	CP-05	ME 201638 ME 200970	4M40T	4	'93.7~'96.1	V26W, V26WG KC-V46V, V46W, KD-V46WC	11	12	
	PM-168	ME 203539	4M41 DI	4	'99.9~	KH-V78W, LRHF KG-V78W-LYXF KH-V78W-LRUF KH-V68W-MRHF KH-V68W-MRUF KH-V68W-MYXF	11	12	
RVR	CP-06	MD 092392	4D68 T	4	'92.9~'93.7	N28W, N28WG	6.2	12	
	CP-07	MD 197511				'93.8~	N28W, N28WG	11	12
TRUCK DUMP TRUCK	PM-65	31666-02109 MM 401625	6DR5	6	'72~'76	T44	22.5	24	
	PM-66	ME 037002	6D10	6	'74~'79	T654, FK103	21	24	
			6D11	6	'74~'79	FM104			
	PM-60	30866-04104 ME 021302	6DB1	6	'68~'77	T330, 480, K100, 150, 151 K200, 4D100, 120	22.5	24	
			6DB10A	6	'68~'72	T330, 335, 385, 388, 410, 482 K100			
			6DS1	6	'68~'72	T620, 622, 623, 625, 626, 650			
			6DB10A	6	'68~'70	T620, 622, 623, 625, 626			
			6DS3	6	'72~'70	T652, 653			
	PM-71	30866-04709 30866-04105 ME 020911	6DS5	6	'70~'72	T630, 651	20.5	24	
			6DS7	6	'72~'80	T652, 653, 663, FK102 K-FK102			
CEMENT MIXER TRACTOR TRAILER TANK TRUCK	PM-61	31166-03101 31166-03104 ME 967559 ME 067459	6DC2	6	'68~'76	T800, 810, 900, FP101 F200 W81, 120, K201, 251, 300 W410	22.5	24	
			6DC20	6	'74~'76	K201, 302			
			6DC20A	6	'68~'76	T800, 810, 910			
			6DC20AF	6	'70~'71	T810			
			8DC2	8	'68~'76	T801, 811, 901, 911, 931 T951 FV112, W122, 150, 250 FV400 K301, 350, 351, 501, 701 K900, K1300			
			8DC2D	8	'69~'75	T911, 921, 931, 951, FU112			
			8DC2T	8	'69~'71	K900, 1300			
			8DC20	8	'73~'76	FT102, K201, 303, 351, 501			

mitsubishi

CAR NAME	ITEM NO.	REFERENCE. NO.	ENGINE	CYL	YEAR	MODEL	P.V.	B.V.
TRAILER TANK TRUCK	PM-61	31166-03101 31166-03104 ME 967559 ME 067459	8DC20A	8	'68~'69	T811, 951	22.5	24
			8DC20WT	8	'71~'81	D200		
			8DC6	8	'70~'80	T812, 902, 912, 932, 952 T982, W150, 5400		
			8DC6S	8	'74~'75	T902		
			10DC6	10	'72~'79	T813, 912, FP204, 214		
MOTOR FORKLIFT	PM-70	30666-51300 30666-51301	4DQ50	4	'70~		22.5	24
BUS	PM-66	ME 037002	6D10	6	'74~'75	MK103	21	24
			6D11	6	'75~'78	MM504		
	PM-60	30866-04104 ME 021302	6DB1	6	'68~'78	B820, M(A)R410, 470, MR520	22.5	24
			6DS1	6	'68~'71	MR620		
			6DS3	6	'73~'74	B622		
	PM-71	30866-04709 30866-04105 ME 020911	6DS5	6	'70~'72	B620	20.5	24
			6DS7	6	'72~'79			
	PM-61	31166-03101 31166-03104 ME067459	6DC2	6	'68~'76	B800, 805	22.5	24
			8DC2	8	'68~'76	B806, 905		
			10DC6	10	'74~'79	MS504		
			12DC2	12	'68~'74	B906		

PZ-30	PZ-31	PZ-32	PZ-33	PZ-34	PZ-35	PZ-36	PZ-37	PZ-38
MAZDA S2	MAZDA ZB,XA	MAZDA HA	MAZDA R2,RF,XA	MAZDA XC	MAZDA S2	MAZDA VS	MAZDA R2	MAZDA Therefore
								
PZ-39	PZ-701	PZ-702	PZ-703	PZ-704	CP-50	CP-60		
MAZDA WL-T	MAZDA VS	MAZDA HA	MAZDA	MAZDA RFT	MAZDA 4EE1-T	MAZDA RF		
								

CAR NAME	ITEM NO.	REFERENCE. NO.	ENGINE	CYL	YEAR	MODEL	P.V.	B.V.
FAMILIA	CP-30	PN11-18-601	PN	4	'85.8~'94.8	N-BF7P, 7V Q-BF7P, BG7P S-BF7V X-BG7P, BW7W	6.2	12
	CP-50	Y701-18-601	4EE1-T	4	'94.10~	BHA7R, 7P	11	12
	CP-50	Y701-18-601	4EE1	4	'94.10~'99.6	KD-BHA7R, 7P	11	12
	CP-01	1N01-18-601A	CD17	4	'94.8~'99.6	KA-BVSY10, BVSNY10	11	12
	CP-02	1N02-18-601	CD20	4	'94.8~'99.6	KD-BWEY10, X-BWEY10	11	12
	CP-02	1N03-18-601			'97.5~'99.6	KA-BVEY10, BVENY10 KB-VEY10, BVENY10	11	12
CP-60	RF1M-18-601	RF	4	'98.6~	KE-BJEP	11	12	
EUNOS CARGO	PZ-33	S501-18-140A	RF	4	'89.11~'93.8	S-SSF8VE, SEE8TE U-SSF8VE, Q-SSF8WE, SSE8F	11	12
	PZ-33	S501-18-140A	RF	4	'89.11~'93.8	S-SS28ME, U-SE28ME	11	12
CAPELLA	PZ-33	S501-18-140A S201-18-140	RF	4	'83.9~	N-GCFP, Q-GDFP, N-GDFP	10.5	12
	PZ-38	RFG1-18-601			'92.9~	KB-GVFW, GVFR	11	12
	PZ-35	S210-18-140			'87.7~'92.7	N-GDFP, Q-GDF1, GDFP	12	12
	PZ-704	RF2A-18-601	RFT	4	'98.7~	KD-GFFP	11	12
CAPELLA WAGON /CARGO	PZ-35	S210-18-140	RF	4	'87.7~'92.7	N-GDFP, Q-GDFJ, GDFP	12	12
	PZ-704	RF2A-18-601	RFT	4	'98.7~	KD-GFFP	11	12
LUCE	PZ-30	1353-18-140 1353-18-140A	S2	4	'80.9~'81.9	K-LA4SS	12	12
	PZ-35	S210-18-140			'83.10~'86.9	N-HBPS2	12	12
COSMO	PZ-35	S2109-18-140	S2	4	~'83.10	N-HBPS2	12	12
	PZ-30	1353-18-140 1353-18-140A	S2	4	'79.10~'80.12	K-BA2S8, BV, K-BA2S9, 9V K-BA2S8, 8H, 8V K-BA2S9, 9V N-BA2S8, 9	12	12
PZ-33	S501-18-140A	'86.11~'87.8			N-SS28M	10.5	12	
BONGO	PZ-33	S501-18-140A	RF	4	'83.6~'93.8	N-SRF9W, SEF8T, SSF6V, 8W S-SSF8V, SEF8T, U-SSF8V Q-SRF9W, SSF8W	10.5	12
	PZ-33	S501-18-140A	R2	4	'83.6~'93.8	N-SR2AM, 2AV, 29V N-SD29M, 29T, 2AT, N-SS28M N-SE28M, U-SR2AM, 2AV, 29V U-SD29M, 29T, 2AM, 2AT U-SE28M, S-SD29T, S-SS28M Q-SS28R	11	12
	PZ-37	RFJ5-18-601			'93.8~'96.9	U-SR2AM, 2AV, 29V U-SD29M, 29T, 2AM, 2AT U-SS28V, U-SE28M, KB-SS28M, 28V, KB-SE28T KC-SE28M, SS28V	11	12
	PZ-36	R2L2-18-601			'96.9~'99.6	KB-SS28M, SS28V, SE28T KC-SS28H, SE28M	11	12
	PZ-37	RFJ5-18-601			'95.8~'97.5	KC-SR2AM, 2AV, 29V KC-SD2AM, 2AT, 29M, 29T	11	12
	PZ-36	R2L2-18-601		4	'97.5~'99.6	KC-SD2AM, 2AT, 29M, KB-SD29T	11	12






CAR NAME	ITEM NO.	REFERENCE. NO.	ENGINE	CYL	YEAR	MODEL	P.V.	B.V.				
BONGO	CP-60	RF1M-18-601	R2	4	'99.5~	KF-SK22V, 22T, 22L KJ-SK22V, 22T KG-SK22V, 22M, 22L KG-SK24T, 26T, 24L, 26L	11	12				
	PZ-36	VS01-18-601	VS	4	'92.2~'97.5	U-SRS9V, SRS9V KC-SRS9V, SRS9V	11	12				
	PZ-702	RFP1-18-601			'94.9~	SRF9W	11	12				
	PZ-37	RFJ5-18-601	RF.T	4	'93.8~'95.9	Y-SRF9W, SSF8R, 8W S-SSF8V	12	12				
	PZ-33	S501-18-140A			'87.8~'93.8	Q-SRF9W, Q-SSF8R, 8W	10.5	12				
	PZ-702	RFP1-18-601			'95.9~'99.6	KD-SSF8R, 8W	11	12				
	PZ-702	RFP1-18-601	RF.IT	4	'93.8~'95.8	Y-SRF9W, Y-SSF8R, 8W S-SSF8V	11	12				
	CP-60	RFP1-18-601	WL	4	'97.5~'99.6	KC-SD5AM,5AT, 59M, 59T KC-SR59V, 5AM, 5AV	11	12				
	CP-60	RFP1-18-601			'99.6~	KG-SK54V, 56V, 5HV, 56M, 5HM KG-SK54T, 56T, 54L, 56L	11	12				
BONGO FRIENDEE	PZ-39	WL03-18-601	WL-T	4	'97.11~'99.9	KD-SGL3, L5, LW, LR	11	12				
	CP-60	RFP1-18-601			'99.9~	KH-SGL3, L5, LW, LR	11	12				
BONGO BROUNIE M.P.V	PZ-39	WL03-18-601	WL-T	4	'95.5~	KC-SD5AT, SR5A, SD59T KC-SD59M, SD2AT	11	12				
			WL-T	4	'95.10~'99.6	KD-LVLW, LVLR						
PROCEED MARVIE	PZ-39	WL03-18-601	WL-T	4	'96.3~	UVL6R	11	12				
PROCEED LEVANTE	PZ-38	RFG1-18-601	RF	4	'95.02~	KD-TF31W	11	12				
TITAN	PZ-33	S501-18-140A	XA	4	'84.10~	K-WEW051, N-WE5AT K-WG5AT	10.5	12				
	PZ-31	SE01-18-140A					23	24				
	PZ-32	1354-18-140A	HA	4	'77~'79	TA3H1 (#124525~) TA3H4 (#109813~) EXR15 (#37233~)	24	24				
	PZ-31	SE01-18-140A					'80.10~	K-WEW0F1, K-WEX0F1 K-WEY0F1, 0F2 N-WEFAT, N-WEFAD N-WEFAF N-WEF4C, N-WEF4T	23	24		
	PZ-701	SEM1-18-601							'92.1~'95.5	U-WGFAT	24	24
	PZ-34	4869-18-140A							XC	4	'76.4~	TA2X4, TA2XD
	PM-60	1304-18-140	22.5	24								
	PZ-31	SE01-18-140A	ZB		'84.1~'87.3	N-WE11, 11T, 14L, 14T, 17T	23	24				
	PZ-701	SEM1-18-601	VS	4	'95.6~	KC-WGSAT	24	24				
	PI-50	YJ01-18-601 YJ02-18-601	4HF1	4	'95.6~	KC-WG3AT, WG34T, WG31T KC-WGJ4T, WG3AM KC-WG3AD, WG3AN	23	24				
4HG1									4	'95.6~	KC-WG64T, WG64H, WG67T KC-WG61T, WG61H, WG67H KC-WG6AD, WG6AK KC-WG61D, WG61K	
BOXER	PM-60	1304-18-140	ZC	4	'74.11~	EZC14, 25, 55, 75	22.5	24				
PARKWAY	PZ-31	SE01-18-140A	HA	4	'80.10~	K-WVLSF	23	24				

MAZDA

CAR NAME	HKT NO.	REFERENCE. NO.	ENGINE	CYL	YEAR	MODEL	P.V.	B.V.
TERSTAR	PZ-33	S501-18-140A	R2	4	'83~	N-GCFPF	10.5	12
	PZ-38	RFG1-18-601	RF	4	'92.4~	X-GEFPF, Y-GEFPF	11	12
TERSTAR WAGON	PZ-704	RF2A-18-601	RFT	4	'98.7~	KD-GWFWF	11	12
SPECTRON	PZ-33	S501-18-140A	RF	4	'83~	N-SSD8WF	10.5	12
	PZ-37	RFJ5-18-601	R2	4	'93.8~	Y-SSF8W, SSF8R, SRF9W	12	12
J80	PZ-33	S501-18-140A	RF	4	'83~	N-SSF8VF	10.5	12
CRONOS	PZ-38	RFG1-18-601	RF	4	'92.3~	X-GEFP, Y-GEFP	11	12
MS-6			RF	4	'93.3~	Y-GEFP		

HONDA






CAR NAME	HKT NO.	REFERENCE. NO.	ENGINE	CYL	YEAR	MODEL	P.V.	B.V.
JAZZ	PI-59	ZA8-9704-4037	4JG2	4	'93.10~	UCS69DWH	11	12
HORIZON			4JG2	4	'94.2~	UBS69GWH	11	12
ACCORD	B-085	12291-P5T-G00 100-226-184	2OTD	4	'96.4~	TCI-E	11	12
CIVIC	CP-51	12291-PLZ-D00 (CZ-22)	1.7CTDi	4			11	12

PH-20	PH-21	PH-22	PH-25	PH-26
HINO DS,DK,EB	HINO EC,EH,EB	HINO HO7C,HO6C	HINO EM-100	HINO JO6C
				
		*	*	*

*The pictures of PH-22.PH-25.PH-26 are shortened,real length will be the same as sample.

CAR NAME	ITEM NO.	REFERENCE. NO.	ENGINE	CYL	YEAR	MODEL	P.V.	B.V.
RANGER	N.A.	19120-1010A 6051-330602	DM100	6	'63~	KM300, RM100	0.95	24
	PH-21	6301330010 19110-1040A			'69~	KM300, 310, 320, 330 KM340, 350		
			EC100	6	'69~	K-FD124 KL300, 321, 340, 350, 360 KL380, WB310	19	24
	N.A.	19120-1010A 6051-330602	DQ100	6	'63~	KQ	0.95	24
	PH-21	6301330010 19110-1040A			'71~	KM500, 510, 520, 540 K-KM510, 520, 540 KQ320, 500, 520, 540, 560		
					'72~	KJ500, KL500, 520, 540 KL550, 560 K-KL500, 520, 560, KR300 K-KR320, 360 K-WB321 KU590, WB311, 321		
			EH300	6	'74~	KJ501, KL501, 521, 541 KL561, 581 KR301, 321, 361, KU581	19	24
	PH-104	1985A56022	DG	4	'78~	HV23, 25, K-HV23, 25	8.5	12
	PT-94	1985A56010	B	4	'78~'82	HV10, 11, K-HV10, 11, 12, 17	19	24
	PT-141	1985A68060			'83~	N-HV10, 11, 12, 13, 15, 99	14	24
	PT-101	1985A56012	3B	4	'79~'82	K-HV48	20.5	24
	PT-141	1985A68060			'83~	K-HV40, 42, 47, 48	14	24
	PH-23	19110-1081A 19110-1130A	W04D	4	'83~	P-KM545	14	24
	PH-22	19110-1140A			'84~	P-FB112, FC112		
					'84~	P-FC142		
	PH-25	19110-1160	W04C	4	'87~'91	FA/FB14	10.5	12
			W04C-TH	4	'92~	FA/FB15		
			W06E	6	'86~'87	FD/FE16		
			H07C	6	'84~'91	FD17, GC17, SF17 FE/FF17		
			H06C	6	'84~'91	FE/FF/FG19, SG19		
H06C-TN			6	'92~	FE/FD/FF20, GC20, SG20			
EM100			6	'84~'86	FG22, SG22			
H06C-TH			6	'87~'91	SG23			
H06C-TM			6	'92~	FF23, SG23			
H06C-TP			6	'93~'97	FD2218, FE2618, FF3018 FD5H, FE5H, FF5H			
H06C-TN			6	'93~'97	FF3020, SG3320 FF4H, SG4H			
H06C-TM			6	'93~'97	SG3323, SG5523 SG1H, SG1HD			
PH-26	19110-1220	J05C	6	'95~	KC-FB4	23	24	












CAR NAME	ITEM NO.	REFERENCE. NO.	ENGINE	CYL	YEAR	MODEL	P.V.	B.V.			
TRUCK DUMP TRUCK CEMENT MIXER TRACTOR TRAILER TANK TRUCK	PH-20	6054330901 19110-1051	DS50	6	'70~'71	ZH21	22.5	24			
			DS70	6	'70~'73	HC320, TE100, 120					
			DK10	6	'70~'72	HE301, HH700, KA311 KF701, 711, 721 TC301, 311, 321, 720, 740 ZM701, 711, ZP100					
			DK20	6	'71~'76	BG100					
			EB100	6	'70~	KB111, 121, 301, 311 KB321, 341, 361 KB381, 501 ZQ501,ZR100,ZS100,ZT100					
	PH-21	6301330010 19110-1040A	EB300	6	'71~	HE320 KB112, 113, 122, 302 KB303, 304, 312 KB313, 314, 322, 324 KB342, 344, 362 KB364, 382, 384, 394 KB720, 721 K-KB304, 314, 324, 344 K-KB364, 384, 394 K-KB721, 980, KH120 K-ZH100, K-ZR250 ZT300, 320, K-ZT320	19	24			
						EC100			6	'70~'76	HL300, KJ300
						EH100			6	'73~'76	HL500, KJ500, KU580, 590
						EH300			6	'74~	KJ501, KU581, 591
	PH-22	19110-1140A	H07C H06C	6	'85~	P-FD160, 170	23	24			
RAINBOW BUS	PH-20	6054330901 19110-1050	DS60	6	'70~'73	BT100	22.5	24			
			DS70	6	'73~'73	RD100, 120					
			DS140	12	'70~	RA900					
			DK20	6	'70~'78	RC320					
	PH-21	6301330010 19110-1040A	DM100	6	'70~'76	BM320	19	24			
			EC100	6	'70~'79	AM100, RL100					
			EB200	6	'70~	RE100, 120, 140					
			EH300	6	'75~	RD300, RL300, 320					
	PH-26	19110-1220	EB400	6	'77~	RE1014, 161, K-RE121	23	24			
			EH100	6	'88~	A-AM101					
DUTORO	PH-26	19110-1220 067100-1830	J05C	6	'99.5~	KK-XZU347	23	24			
			S05D	4	'99.5~	KK-XZU306, -XZU321 KK-XZU411, -XZU301					
			J05C	4	'99.5~	KK-XZU420					

PD-95	PD-99	PD-190	PD-191	PD-192
DAIHATSU D300	DAIHATSU DV28L DG	DAIHATSU CL DL	DAIHATSU CL50,51	DAIHATSU CL70
				

DAIHATSU

CAR NAME	ITEM NO.	REFERENCE. NO.	ENGINE	CYL	YEAR	MODEL	P.V.	B.V.	
CHARADE	PD-190	19850-87701	CL10	3	'83.1~	N-G30, 30V	7	12	
	PD-192	19850-87703	CL30	3	'87.1~	Q-G101S(MANUAL TM)	11	12	
	PD-190	19850-87701	CL50	3	'84.9~	N-G30(MT)	7	12	
	PD-191	19850-87702	TURBO			'86.2~	N-30G(AUTOMATIC TM)	11	12
			CL51 T	3	'87.1~	N-G101S(AT)			
	PD-192	19850-87703	C170	3	'89.2~	Q-G101(MT)	11	12	
	PD-191	19850-87702				Q-G101(AT)	11	12	
PD-192	19850-87703	CL70 T	3	'87.1~	Q-G101S(MT)	11	12		
DELTA	PD-95	067100-1100 992-5113-2381-90	DG	4	~'71	DV24(D200), DV32(D300)	8	12	
	PD-99	19850-87303			'72~'77.7	DV26, SV18, 26	8	12	
	PT-104	19850-87309			'77.8~'83.2	V20, 23, 24, 25, 26 K-V20, 23, 24, 25, 26	8.5	12	
	PD-190	19850-87701	DL	4	'83.2~'95.4	N-V54, 56, 57	7	12	
	PT-94	19850-56010	C170 B	4	'72~'77.7	DV28	19	24	
	PT-101	19850-56012			'77.8~'80.9	V10, 11, 12 K-V10, 11, 12, 17, 18	20.5	24	
	PT-141	19850-68060			'80.9~'88.7	N-V10, 12, 13, 15, 98, 98D, 99	14	24	
	PT-153	19850-58010			'88.8~'95.4	N-V98, V98D, V99	23	24	
	PT-101	19850-56012	3B	4	'80~'83.2	K-V48	20.5	24	
	PT-145	19850-68010			'83.2~'84.7	N-V40, 42, 47, 48	10.5	12	
	PT-153	19850-58010			'95.5~	KC-BU100N, 105	23	24	
	PT-141	19850-68060	13B	4	'84.9~'88.8	P-V75, 76, 78, 79	14	24	
	PT-153	19850-58010	14B	4	'88.8~'95.4	U-V115, 116, 118, 119	23	24	
	PD-191	19850-87702	2C	4	'88.8~	S-CB72V	11	12	
	PD-190	19850-87701	2C-T	4	'88.8~	Q-CB21G	7	12	
	PH-26	19850-89101 067100-1830	J05C	4	'99.5~	KK-XZU300P • 310J • 320J • 330N KK-XZU340N • 350P • 400JN KK-XZU410N • 420N • 421N • 430N	23	24	
S05C				'99.5~	KK-XZU302J/N/P/U • 307N/Z KK-XZU312U • 322N/U • 337N KK-XZU347N • 352J • 362J/N/U KK-XZU372N • 382N • 402N • 412N				
S05D					KK-XZU301J/P/U • 306N • 311J/U KK-XZU321J/U • 331N • 341N KK-XZU346N • 351U • 371N • 411				
DELTA WIDE	PD-190	19850-87701	1C	4	'83.5~'87.8~	N-CB26V	7	12	
	PT-150	19850-64020			'87.8~'88.8	S-CB26V	11	12	
	PD-190	19850-87701	2C	4	'83.5~'85.8	N-CB21G	7	12	
	PT-150	19850-64020			'88.8~'95.8	S-CB27V, KB-CB27V	11	12	
	PT-154	19850-64050			'95.8~'96.11	KB-CB27V	11	12	
	PD-190	19850-87701	2C-T	4	'85.8~'87.8	N-CB21G	7	12	
	PT-150	19850-64020			'87.8~'95.8	N-CB21G, Q-CB21G	11	12	
	CP-22	19850-67030	3C-T	4	'93.9~'96.11	Y-CB22G, KD-CB22G, 31G	11	12	
TAFT	PT-104	19850-87309	DG	4	'78.8~'82.11	F50, K-F50	8.5	12	
RUGGER	PD-190	19850-87701	DL	4	'82.12~'84.4	N-F60	7	12	
			DL50	4	'84.5~	N-F70V, MD, D N-F70, 70V, 75V, F75V, MBGT			
BUS	PD-99	19850-87303	DG	4	'70~'73	Sv37	8	12	

KOMATSU-CATERPILLAR












PK-35	PK-84	PK-96	PK-98	PK-111	PK-112
CATERPILLAR 3T9563	KOMATSU 6008-15-1350	KOMATSU D50	CATERPILLAR 1P-7324	CATERPILLAR 4N-360	CATERPILLAR 1P-7912
					
PK-113	PK-114	PK-115	PK-116	PK-117	
CATERPILLAR 9N-194	KOMATSU 4D115	CATERPILLAR 4D105	KOMATSU 4D92	CATERPILLAR 9N-0194	
					

*

KOMATSU-CATERPILLAR

MAKER	ITEM NO.	REFERENCE. NO.	MODEL	ENGINE	P.V.	B.V.
KOMATSU	PK-35	3T9563	CATERPILLAR 32V	Bulldozer Power shovel	22.5	24
	PK-84	6008-15-1350	KOMATSU		20.5	24
	PK-96	6110-13-2511	4D130, D50		22.5	24
	PK-114	6008-15-4111	4D115		24	24
	PK-115	6008-15-1340	4D105			
	PK-116	6008-15-2320	4D92		24	24
CATERPILLAR	PK-98	3S9624X	3304, 3300, 340		12	12
		1P-7324 3T-9562	D6, D9		12	12
	PK-111	4N-360	3204, D4, 7D			
	PK-112	1P-7912 3T-9561	3204, 3300,340			
	PK-113	9N-194 3T-8705				
	PK-117	9N-0194	3204			

GLOW PLUGS FOR INDUSTRIAL DIESEL ENGINES

PS-201	PS-202	PS-203	PS-204	PS-205	PS-206
KUBOTA	KUBOTA	I.H.I	KUBOTA	I.H.I	KUBOTA
					
PS-207	PS-208	PS-209	PS-210	PS-215	
KUBOTA	KUBOTA	KUBOTA	YANMAR		
					

GLOW PLUGS FOR INDUSTRIAL DIESEL ENGINES

KUBOTA

MODEL	ITEM NO.	REFERENCE. NO.		CYLINDER	MODEL	P.V.	B.V.								
TRACTOR	PS-207	16241-6551-2 16261-6551-1	A15, A17, A19 A155, A175, A195	3	D905, 1005, 1105 D905-H, 1005-H, 1105-H	11	12								
			GT-3, GT-5, GT-8 B5001, B-10	4 2	V1405-L, 1505-L, 1505 Z500-1										
		PS-201	15951-6551-2	B1200, B1400 B1402(DT) B1500, B1502(DT) B1600, B1702, B1902 B8200, XB-1	3	D750-L, 750LD-1, 850L, 850M D950	10.5	12							
				PS-204	15221-6551-3	B7000 L175, L185, L225 L245, L285, L295 L305, L345, L1500 L1501, L1801, L2000 L2200, L2201, L2600 L2601, L3001 M4000, M4500	2 3 4 6	Z650, 750, 751A, 851 D1100, 1101, 1101A, 1301 D1301A, DH1101 V1500, 1500A, 1501A 1501DA S2200, 2600, 2600A	10.5	12					
	PS-202	15521-6551-2	B1902(DT) L275, L1802, L2002 L2202, L2402, L2602 L2802, L3202, L3602 L4002, L4202(DT) L4212, M4950			3 4 6	D1102, 1302, 1302-A, 1402 D1402L V1502, 1902, VT1502 S2800	10.5			12				
			PS-209			17331-6551-1	L1-18, 20, 22, 24 L1-185, 205, 225, 245 L1-26, 28, 33, 43, 265 L1-285 L1-38, 45					3 4 5	D1302DI, D1402-DI D1462-DI-L, D1462DI V1512-DI-L, D1512-DI V1512-DI-T F2202-DI, 2802-DI	10.5	12
							PS-209					17331-6551-1	M4030, M5030 M4830, M4930		
	PS-207	1694-6551-2		X-20D, X-24D	4		V1305, V1405	11	12						
	PS-208	19077-6551-1	GL-19, 21 GL-23, 25 GL-27, 29, 32	3 3 3	D1403 D1463 D1503	11	12								
			PS-207	16241-6551-2 16261-6551-1	R1-18, 20, 22, 24 R1-191, 201, 241 R1-30, 35, 40, 261			3 4	D-905-C, 1005-C/C-1/C-2/LC D1105-C/C-1 V1305-C, 1405-HC, 1505-C	11	12				
					PS-201			15951-6551-2	NX1000, 1600, 2000 NX2200 RX145AGU, 155AGU RX185AG RX550, 750, 900, 950 RX1100, 1450, 1500 RX1550, 1900, 1950 RX2100, 2450, 2750 RX2150, 1250 RX700			1 2 3 4 1	E75-C2 ZB400, 400C, 400-C2 400-C3 Z600C, 600-C1, 620C D-600C, D640-C, 750C 750-C D-850-C2, 850-C3, 950-C V1200-C, V1200C-1 E75C	10.5	12
	PS-202	15521-6551-2	NX3000-1, RX2800 RX2600, X3000-A	3 4		DH1402-C V1502	10.5		12						

GLOW PLUGS FOR INDUSTRIAL DIESEL ENGINES

KUBOTA

MODEL	ITEM NO.	REFERENCE. NO.		CYLINDER	MODEL	P.V.	B.V.
COMBINE	PS-204	15521-6551-3	HT900, 2200	2	Z650C	10.5	12
			NX3000	3	D1101, 1301		
	PS-209	17331-6551-1	RX3250	3	D1462DJ-C	10.5	12
			RX3650	4	V1512-DI-L		
LAWN MOWER	PS-201	15951-6551-2	AMX-3	3	D950	10.5	12
	PS-207	16241-6551-2	AMX-5	4	V1305-AMX	11	12
CONSTRUCTION MACHINERY	PS-207	16241-6551-2 16261-6551-1	AR20, RX201 KX-014, 021, 024	3	D1105-BH/BHG/BHG-SR	11	12
			AR30, RA300, 400, RX301 KX-026, 027, 030	4	V1305-RP, 1505-RP V1505-BH/BHG/BH-SR		
	N.A.	15261-6551-3	CR2100, CR2500 CR2700, KH-8	3	D750K1		
			RC-8FD, RC-15FD RC-20, RC-25	2	Z500K1, ZB500C-1K ZB600C-1K		
	PS-201	15951-6551-2	KH-5, KH-8H-2 KH-18-2	3	D850, 850BH, 950 950BH-1	10.5	12
			KH-31, 35, 50 KH-012, KH-014	2	Z600K1, 600KW-3 620KW		
	PS-204	15221-6551-3	KH-1, KH-10, KH-14 KH-15, KH-18 KD-15, RW-25	3	D1100BH, 1301	10.5	12
				6	S2200		
				4	V1500BDW		
				2	Z751BD		
	PS-202	15521-6551-2	KH-11H, KH-12FD KH-20, 60, 70, 90 KH-030TS	3	D1302, 1302-BH-2 1402-BH-3	10.5	12
				4	Vt1502, V1702BH-2		
	N.A.	15806-6551-2	KH-130, KH-033	4	VT1902-BH-2, V1902-BH-3		
GENERATOR	N.A.	15261-6551-3		2	Z500		
	PS-201	15951-6551-2		3	D750-L, 850-L, 950B, 950C	10.5	12
				2	Z600C		
	N.A.	15231-6551-2		2	Z1600		
	N.A.	15451-6551-1		4	V400		
MARINE	PS-204	15221-6551-3		4 6	OMH1700 OMH2600	10.5	12
UNIVERSAL	N.A.	16241-6551-2 16261-6551-1		1	Oc52, 62, 80, 95	11	12
				3	D905, 1005, 1105		
				4	V1205/-T, V1305, 1405, 1505		
	N.A.	16292-6551-1 15261-6551-3		4	V1505-T		
				2	ZB500C-1, 600C-1		
	PS-201	15951-6551-2		1	E75-NB2, EA300-NB1	10.5	12
				2	ZB400B		
				3	DH850-B		
	PS-202	15521-6551-2		1	ER1200-NB, 1400-NB	10.5	12
				2	ZB14NB, 16-NB, 18-NB, 20-NB		
				3	D11022-BC, DH1302-BBS D1402-BC		
				4	V1502-B, BC V1702-BB, BBS, BC		
	N.A.	15204-6551-1		2	Z851-B		
PS-206	16851-6551-2		2	Z482	11	12	
N.A.	15109-6509-1		3	D1900, L35			
PS-206	16851-6551-2		3	D662, 722	11	12	

GLOW PLUGS FOR INDUSTRIAL DIESEL ENGINES

■ YANMAR

MODEL	ITEM NO.	REFERENCE NO.		CYLINDER	ENGINE	P.V.	B.V.
MARINE	PS-201	129795-77800		4	4JM-TZ/TZ-A/AM,4JMZ 4JMZ-A/AM, 4JME	10.5	12
GENERATOR	PS-201	129795-77800		3	3TN63L-USW,3TN66L-UDW 3TN66E-UGB2/UK 3TNA68L-USW/USW3 3TNA68L-USWD/USW2	10.5	12
	PS-210	129155-77801			2TN66L-UGH/UGCD	10.0	12
CONSTRUCTION MACHINERY	PS-201	129795-77800			3TNA68L-U 3TNA72L-U 3TN63L-U 3TN66L-U,3TN72E	10.5	12
	N.A.	129155-77800		4	3TN75(U),80U,3TNA72(L) 3TNB80(U),82U,84U 4TNA78U		
	PS-210	129155-77801	B-08, B-12, B-17 Vio15, Vio20	3	3TNA72L-UBA/UBB 3TN66L-UB 3TNE68L-UBA/UBB	10.0	12
	PS-201	129795-77800	B2X-1	3	3TNA72L-U2BX	10.5	12
	PS-210	129155-77801	V1-1	3	3TN66L-UKB	10.0	12
TRACTOR	PS-210	129155-77801	Ke-2, Ke-3 Ke-2A, Ke-3A, Ke-4A AF-15, 16, 17, 18 F5, 6, 7(D)	3	3TNA68-UNK,3TN66-U/UNK 3TN68-UNK,3TN72-UNK	10.0	12
			F13, 14, 15, 16 F(X)17	3	3TNA70UK,3TNA70UN 3TNA72UN,3TNA75UN 3TNA75UN		
			F17, 18, 20, 22, 24(D) FX16, 17, 18, 20, 22(D) FX24(D) FF205, 225, 245 F(X)195, 215, 235(D)	3	3TN75-UA, UB 3TN80-U, 3TN82-U 3TN84-UA,UB 3TN880U, 82U		
			FX26, 28, 32, 42(D)	4	4TN78-UM, UP,UQ		
	N.A.	129155-77800		3	3TNA72		
	N.A.	129155-77800		2	2H66R-C/CA		
	N.A.	129155-77800		3	3TN75U,3TNA72-UJ 3TN66/E		
	PS-210	129155-77801	CA15	3	3TNA68U	10.0	12
N.A.	121476-77800	CA17, 19, 21	3	2T70B-NAC,3T70B-NBC 3T72H-NAC,3T75U-NAC			
COMBINE	PS-210	129155-77801	CA15G CA17G, 17DT CA19G, 19DT CA21G,21DT	3	3TNA68U-C 3TNA72-UBC 3TNA72-UBC 3TNA75-RAC	10.0	12
			CA125, 140, 160 CA180, 190	3	3TN63-U1C 3TN66-U1C 3TNA68-U1C 3TNA72-U1C/U2C		
			CA11R, 15G, 170G CA19DG,21DG 185(P)(GP)(H)(GH) 200(H)(GH)	3	3TN63U-NC,3TN68U-C 3TNA72-UBC,3TNA72-UAC 3TN75-RAC 3TNA72-BC(BIC),3TNA72UN		

GLOW PLUGS FOR INDUSTRIAL DIESEL ENGINES

■ NISSAN

MODEL	ITEM NO.	REFERENCE. NO.		CYLINDER	ENGINE	P.V.	B.V.
FORKLIFT	PN-86	10165-Y1402/4	NSF01(M) 10,14,15,18	3	SD15	9.5	12
			SF01A(M) 10,14,15,18	3	SD15T		
			NSF02A(M)20T,25T	4	SD25		
	PN-128	11065-T8202	NVH01A(M)10,14,15,18	3	SD15	10.5	12
			VH01A(M)10,14,15,18	3	SD15T		
			NVH02(M) 20,23,25	3	SD15T		
	PN-81 (~'80)	11065-37507/6	FD104,105	4	SD22	10.5	12
	PN-86 ('81~)	11065-Y1402/4	QF1A(M) 10,14,15,18			4	SD22
			QF02A(M)20,25,30	4	SD25	9.5	12
	PN-86	11065-Y1402/4	EF02A(M)20,25,30	4	SD25	9.5	12
	PN-128	11065-T8202	EH01A(M) 10,14,15,18 EH02A(M,F)20,23,25 EGH02A(M,F)28,32	4	SD25	10.5	12
	PN-128	11065-T8202				10.5	12
	PN-124	11065-T8203				23.0	24
	PN-88	11065-T34001/1	Fd005, 006, 007	6	SD33T	20.5	24
	PN-124	11065-T8203	YGF03M40T			23.0	24
PN-131	11065-C8600	F03 SERIES 3.5 4.0T	6	SD33	24.0	24	
PN-124	11065-T8203	F05 SERIES 5.0 6.0T	6	SD33T	23.0	24	
PN-136	11065-10T01				6	TD42	24.0

■ NISSAN DIESEL

MODEL	ITEM NO.	REFERENCE. NO.		CYLINDER	ENGINE	P.V.	B.V.
UNIVERSAL	PN-81	11065-37507/6		3	SD15,16	10.5	12
				4	SD22, 25		
				6	SD33		
	PN-87	11065-31W00		3	SD16	11.0	12
				4	SD22,25		

■ ISUZU

MODEL	ITEM NO.	REFERENCE. NO.		CYLINDER	ENGINE	P.V.	B.V.
UNIVERSAL	PI-42	9-82511978-0		2	2KA1,2KB1,2KC1	10.5	12
				3	3KA1,3KB1,3KC1		
				2	2AA1,2AB1,2AE1		
				3	3AA1,3AB1,3AD1 3AF1,3AF1,3AG1		
	PI-42	9-82511978-0	4	4	C190,201,221,240	10.5	12
	PI-43	9-82513959-0			4BA1	20.5	24
	PI-42	9-82511978-0	6	6	D500	10.5	12
	PI-43	9-82513959-0			20.5	24	
	PI-42	9-82511978-0	4	4	4FA1,FB1	10.5	12
	PI-46	8-91255588-0			5.0	12	
	PI-44	9-82513928-2	4	4	4BB1,4BC2,4BD1	20.5	24
PI-40	9-82511994-0	4			DA120,220	22.5	24
	9-82511945-0	6	DA640,DH100				

GLOW PLUGS FOR INDUSTRIAL DIESEL ENGINES

■ MITSUBISHI HEAVY IND (MHI)

MODEL	ITEM NO.	REFERENCE. NO.		CYLINDER	ENGINE	P.V.	B.V.
FORKLIFT	PM-63	K9670240 31366-14300/1	FD30	4	4DR5	10.5	12
	PM-65	MM401625 31666-02109 31666-14700	2FD30	4	4DR1	22.5	24
	PM-79	32A66-03100	FD28,FD35A	4	S4S	10.5	12
	PM-71	MM020911 30866-04104 30866-04105	FD150	6	6DB1	20.5	24
	PM-66	ME037002	FD150T	6	6D11	21.0	24
UNIVERSAL	PM-63	K9670240 31366-14300/1		4	KE250	10.5	12
	PM-65	MM105560 31666-12109 31666-14700		4	KE250,270	22.5	24
	PM-79	MM409510 3066-57300		2	K2AS, K2C, KE70, 75	10.5	12
				3	K3		
				4	KE, KE150		
	PM-64	K4171313		4	KE31	10.5	12
PM-67	K6571342		6	KE65	21.0	24	

■ HINO

MODEL	ITEM NO.	REFERENCE. NO.		CYLINDER	ENGINE	P.V.	B.V.
UNIVERSAL	PH-20	6054-330901		6	EB100,DK10, 10T DS50, 70	22.5	24
	PH-21	6301-330010/1 19110-1040		6	DM100,EB300 EC100, EH100	19.0	24

■ KOMATSU

MODEL	ITEM NO.	REFERENCE. NO.		CYLINDER	ENGINE	P.V.	B.V.
FORKLIFT	PD-191	600-815-2760		4	4D95S	11.0	12
	N.A.	600-815-2761	FD20, FD30	4	4D95S		12
BULLDOZER GENERATOR	N.A.	600-815-2761		4	4D95		12
	N.A.	600-815-2650		4	4D120		24
	N.A.	600-815-2660		4	4D130		24







GLOW PLUG (MULTI-ITEMS PICTRUES)

V-004	V-021	V-028	V-029	V-035	V-039
					
*					







*The V-004 has been modified in sheath type parallel type.

V-043	V-044	V-049	V-051	V-053	V-558
					

GLOW PLUG (MULTI-ITEMS PICTRUES)







JH-29	J-638	J-909	J-858	J-18T	J-221
	 *				








*The picture of U-638 is shortened, real length will be the same as sample.

J-860	JP-371	JF-663	J-910	J-162	JH-032
 PU-3 *					

*The picture of J-860 is shortened, real length will be the same as sample.

GLOW PLUG (MULTI-ITEMS PICTRUES)

J-659	J-621	J-572	J-432	J-092	J-871
					

J-912	J-101	J-939	J-	J-729	J-369	J-M35
						

GLOW PLUG (MULTI-ITEMS PICTRUES)

ITEM NO.	BOSCH	LUCAS	CHAMPION	BERU	OTHERS NO.	REMARK
J-004	0250 001 008 0250 001 016	DS-101	CH-61	348GK 382GK	DG-237, B 002, B 004 0001596101,0001596001	MERCEDES-BENZ 180Dc, 190Dc-81',200D,200D/8 (OM615)-81',220D,220D/8(OM615),240D,240DLWD, 240TD(OM616,OM617)300D(OM617) HANOMAG F20, F25, F30, 40KA, 45B MERCEDES-BENZ 207D,307D(48KW), L206D, DG, L207D,L306D, DG, D307D, L406, L406G-68 MERCEDES-UNIMOG U52-421, U60/4215/-69', 406, U45/421(OM615911), 421-7/80' MEVOSA Om615 SEAT Om615 STEYR-DAIMLER-PUCH City Bus SC6F55(OM615) -75'-12/80,City Bus SC6F65(OM616)-81'
J-021				0 100 221 135	Y-811	MWM, HANOMAG GUIDNER
J-028	0250 200 049 0250 200 052 0250 200 063	DS-004	CH-60	141MJ 0 100 220 101 162MJ 0 100 220 103	Y-207, B 020, B 028, B 034 TIX1A, CN2620, PV-11 PVO-21, 068905061 NO 190811, PU-037 Y-204R	ALFA ROMEO Perkins mo1. AUDI Audi80 D-81, Audi 100, 5D-81' VOLKSWAGEN Dasher D, Golf D, Passat D, Rabbit D, Mot 1.5Ltr. -7/80' VOLVO 240, 740, 760 Series(6cylO-83' VOLKSWAGEN LT 28. 31.35.40.45.50 Mot.2.38Ltr.-81'
J-029	0250 200 014 0250 200 008 0250 200 020 0250 200 420	DS-010	CH-65	107MJ 0 100 222 301 108MJ 0 100 222 302 171MJ 0 100 222 307	Y-810, B 022, B 029, CIM15A PP-11(5961-22/35/05), PP-53, PO-11,PR-11	PEUGEOT 404 D-78'. 504 D OPEL Blitz Mot. Peugeot XDP -4/90' -69'-75' PEUGEOT J7, 404 Diesel -78' RENAULT Master 385, R78, Super 4:7056, super 5:7054,7055 RENAULT-SAVIEM JL20/200
J-035	0250 200 013 0250 200 055		CH-44	171MJ 0 100 221 301	B 035	MERCEDES (Parallel) 170Da, 170Db, 170Ds, 170S-D, 180D, 180Db, D5, 190D, 190Db MERCEDES-UNIMOG OM636V1E THERMO-KING NWO-UWD (Parallel)
J-039	0250 200 054 0250 200 056 0250 200 058 0250 200 059 0250 200 060 0250 200 064 0250 200 066 0250 200 456 0250 200 465 0250 200 065 0250 201 037	DS-006	CH-63 CH-87	105MN 0 100 221 103 151MJ 0 100 221 102 602MJ, 161MJ 0 100 221 106 604MJ 0 100 221 108	Y-208T,TIX2A, B 032, B033, B 036, B 039, B 041, B 042, B 050, PFA-21, PAF-11, PFR-93, PO-12, PP-12, PR-12,ERC 8450, 5961-58, PP-54 11720605 Eiko : G x 601 G x 602	AUSTIN FL/R Hire car 2.5Ltr.(Rover engine), FX4/4 Taxi2.5Ltr. (Rover engine)-8/83' FIAT Florine D Compagnola Diesel Regata Diesel (1714cc)-82', Ritmo D(C,CL)-10/82' 127D, 131D. 132D 2000. 131D, 132 Diesel 2500-84' FORD GRANADE 2.1Ltr. -83' OPEL Ascona B 2.0D-80'-81', Rekord E 2.1D 2.3D -80'-81' PEUGEOT 305D-82', 504D-78'-81', 505D,-81',604DT-81' ALFA-ROMEO 30AR8, 32AR8, 35AR8, 40AR8 FIAT 242 Diesel-80', Daily, 28F8, 30F8,32F8,35F8,40F8 FORD Transit 2.4 Ltr.Diesel York/ Standard IVECO Daily, Grinta-83' LAND ROVER Landrover 90, 110(21/4,21/2 Ltr.)-83' LEYLAND 2.0Ltr, "O"Diesel OPEL Bedford-Blitz Series 97000 Mot Opel 20D, Bedford-Blitz Mot. Opel 23D -9/80' PERKING 4165 2690cc PEUGEOT J 5 D, J 7 D, 404 Diesel -78',J 9 D -81'
J-043	0250 201 004 0250 201 011 0250 201 015 0250 201 021 0250 201 032	DS-002 DS-058	CH-69	604MJ 0 100 221 105 GN 857	Y-901R, B 043, B 046 UX1A, PVO-22, PV-12 NO 19-100-5/6 SR 58 11721003/001 NO 110055 NGK Y-918R OE 102 123 01N	AUDI Audi 80D, 80D Turbo -81', Audi 100 D, 100D Turbo - 81' VOLKSWAGEN Dasher D Mot. 1.6Ltr.-8/80'-12/80', Golf D, Jetta D, Rabbit D Mot. 1.6 Ltr.-8/80',Golf Trubo D Jetta Turbo Mot, 1.6 Ltr.Passat D Mot. 1.6 Ltr.-11/80', Passat Turbo D Mot, 1.6 Ltr.-4/82',Quantm Turbo D Mot, 1.6 Ltr.-7/82',Rabbit Turbo D Mot, 1.6 Ltr.-1/83', Santana D Mol, 1.6Ltr.-9/81',Santana Turbo D Mot, 1.6 Ltr.-4/82', Vanagon D USA, Rabbit Pick up D, Mot,1.6 Ltr.-8/81' VOLVO 240, 740, 760 Series(6cyl.)-83' PIAGGIO Apecar-83' VOLKSWAGEN Bus/Transporter Mot. 1.6 Letter., Caddy Mot, 1.6Ltr.-12/82, Caravelle D -9/82'


GLOW PLUG (MULTI-ITEMS PICTRUES)

ITEM NO.	BOSCH	LUCAS	CHAMPION	BERU	OTHERS NO.	REMARK
J-044	0250 201 001 0250 201 008 0250 201 005 0250 201 006 0250 201 009 0250 201 019 0250 201 027	DS-003	CH-68 CH-88	603MJ 0 100 221 107 607MJ 633MJ 609MJ 0 100 221 114 623MJ 0 100 221 118 636MJ 0 100 221 133 GV 719	Y-902R. B 040. B 046, B 045, B 052, UX2A. PFA-22. PFR-94. 5962-74 PR-13, PP 14, PO-13 PMB-23, 0001598301. 0001597501 SR-73 Y-917-V(NGK) 122322 41389	BMW 524 TD -83
						CITROEN BX D-83', Visa D-83'
						FIAT Regata D, Regata DS-83', Regata Weekend D -85', Ritmo D (C,CL) -11/82', Uno D -83
						RORD Granaoa 2.5 Ltr.-83',Sierra 2.3 Ltr.-83'
						LANCIA Prisma D esel. Prsma Turbo Diesel
						MERCEDES-BENZ 190D Mct. OM 601 -9/83', 200D(Type123)Mot Om615 -8/80' 240D
						TD(Type 123) Mot OV 616-8/80, 240GD Mot OM616-8/80
						300D. TD(Type 123) Mot OM 617 -8/80' 300CD
						D TD Turbo(Type 123)-10/80', 300GD Mot. OM 617-8/80'
						OPEL Ascona O 1.6D 82', Kabett D 1.6D -82', Rekord E 2.3D -81', Rekord E 2.3D Turbo -84'
						PEUGEOT 205 D -83', 305 D 82 , 504 D-84'
						TALBOT Horzor LD-83
						VAUXHALL Astra 1.6 Ltr-82,Cavalier 1.6Ltr.-82'
						MERCEDES-BENZ 207 D, 307 D (53kW)-9/82',209 D 309 D (65kW)-4/82,407 D (53kW) 7/81' 409 D (65kW)-4/82, L407 D (53kW)-9/82'
MERCEDES-UNIMOG 421 -/80'						
PEUGEOT J 9 D -81' Sumo(11.5 V)						
J-049	0250 201 012	DS-052	CH-70	657MJ 0 100 221 141	B 048. B 051, UX7A	ALFA ROMEO Alfetta, Giulietta, L. Turbo Diesel -83', Alfa 6 Turbo D5 -83, Alfa 90 2.4 Turbo Diesel
						ROVER 2400SD Turbo -83'
J-051	0250 201 013	DS-014		624MJ 0 100 221 125	Y-902R, B 051. UX5A	
J-053	0250 201 017		CH-79	631MJ 0 100 221 132	B 053	FORD Escort 1.6Ltr.-83', Fiesta 1.6 Ltr.-83', Orion 1.6 Ltr.-83'
J-058					7700100558	
J-029	0250 201 029					
J-638				0 100 226 138		
J-909	0250 201 039			GN 909	NGK Y-923-U	FIAT
J-868	0250 202 041			GN 858	Y-916-R	
J-187					Y-182T	
J-221	0250 202 001					FORD DIESEL (11V)/FORD MIN
J-860	0250 201 035			0 100 226 253		
				GN 860 0 100 226 371	001-159 2001 Y-930-U	MERCEDES ENG OM 604, Om605 PEUGEOT
J-663				663MJ 0 100 221 145	Uno Diesel(11V)	FIAT NO 76226740 FIAT -87'
				663MJ 0 100 221 146	Y-910R	FORD -88' , 1.8 ENGINGES, FORD NO 89FF6M090 AA
J-910	0250 202 018 0250 201 910		CH-147	718MJ 0 100 221 162 0 100 226 251		MERCEDES BENZ 190/124/307 -89', 001 159 0001
J-162	0250 201 026					
J-032	0250 200 035	DS-012 HDS-227	CH-32	112M 0 100 221 101		AUSTIN A60(Diesel)
						MORRIS Oxford 6, Traveller
						AUSTIN-MORRIS Diesel(1489cc), Marina Van Diesel, Sherpa Diesel 1.5 Letter.
						B.L.M.C. 950, 1500,2500, BRITISH LEYLAND 1.5L
						FREIGHT ROVER Sherpa Van 1.5 Ltr.-83'
						LEYLAND 350 FG Diesel,220,240, Redline 340FG, Marina Van, EA Diesel, Sherpa(1798cc), 1.5 Ltr.Tractor Diesel
						SAVA PEGASO mot. 1500cc Diesel. J4
						SEADRIVE 1.5L, 2.5L
						WORTHAM BLAKE 1.5L
						ALFA ROMEO Alfetta, Giulietta L, Turbo Diesel -83'
						ROVER 2100 SD Turbo -83'
J-657	0250 200 053	DS-051	CH-62	657MJ	PAF-12 TIX7A. CN 3229	FRELGHT ROVER Sherpa Van 1.8 Ltr.-83'
						VM HR488HT/2. HR488HT,HR492HT

GLOW PLUG (MULTI-ITEMS PICTRUES)

ITEM NO.	BOSCH	LUCAS	CHAMPION	BERU	OTHERS NO.	REMARK
PCH-71	0250 200 911		CH-71			THERMO KING RL. RD.
J-621			CH-77			CHEVROLET Blazer, c10/20/30 k10/20/30, P20,P30 -83' GM 6.2L, GMC Jimmy C15/25/35 k15/25/35, P25/35 -83'
J-572			CH-78	0 100 271 101		GM 5.7L -77~-78'
J-43L			CH-80			BUICK V6 4.3L, V8 5.7L, CADILLAC V8 5.7L, -79~-83', CHEVROLET V6 4.3L, OLDSMOBILE, PONTIAC, FORD,GMC.
J-092		DS-092	CH-84			IHC-Navister ZD-9
J-871					19207-1233871	HUMMER MFR-58823 6A843 G115 GM-V8
J-939					5613939 AC-13G	
J-101					JKC-11V	
J-901		DS-090				
J-911		DS-091				
J-912		DS-121				
J-950	11065-9500				PN-90	*AIR HEATER*
J-960	11065-9600				PN-91	*AIR HEATER*
J-780	15951-6551-2 129795-77800				Y-103V PS-201	VSP-201(see p.29)
J-72R					Y-702R	
J-369	8-97028369-0				Y-718RS	
J-M35					PM-35	

SHUT OFF VALVES

	ITEM NO.	Volt.	OE. NO.	Reference NO.
	CV-12	12	8-94227-656-0 8-94239-372-0 16870-R8100 16870-V2100 16870-02N00 0933-24-300A 22390-54010 22390-54110	[BOSCH] 0 330 001 015 0 330 001 018 9 461 610 533 [DENSO] 096030-0070 [LUCAS] 7240-5
	CV-12ND	12		[DENSO] 096030-0160
	CV-24	24		[BOSCH] 0 330 001 016 9 461 611 164 [DENSO] 096030-0170 [LUCAS] 7240-6
	RV-30	12	9009.049 9009.041 9145.040D 7167.620D 99438823(FIAT)	
	RV-40	24	7180.049	

RADIATOR CAP



SMALL TYPE

ITEM NO.	Pressure	Type For	Futaba	Sankei
C-10	0.9kg/cm ²	TOYOTA,NISSAN,MMC	R124	KH-C19
C-11	1.1kg/cm ²	HONDA	R148	KH-C18
C-12	0.9kg/cm ²	TOYOTA,MMC,SUZUKI	R125	KH-C30

LARGE TYPE

ITEM NO.	Pressure	Type For	Futaba	Sankei
C-21	0.9kg/cm ²	TOYOTA,NISSAN,MMC	R123	KH-C13
C-22	0.5kg/cm ²	TOYOTA,SUZUKI	R121	KH-C10
C-23	0.7kg/cm ²	DAIHATSU	R161	KH-C15

RADIATOR CAP

RADIATOR CAP

CAR MAKER	REFERENCE NO.	ITEM NO.	FUTABA	SANKEI
TOYOTA	16401-20010	C-22	R121	KH-C10
	16401-15210	C-10	R124	KH-C19
	16401-15520	C-12		
	16401-16010	C-10		
	16401-23070	C-21	R122	KH-C12
	16401-34010	C-21	R123	KH-C13
	16401-36010	C-21	R123	KH-C13
	16401-36011	C-21	R123	KH-C13
	16401-40120	C-22	R121	KH-C10
	16401-41010	C-21	R123	KH-C13
	16401-41020	C-21	R123	KH-C13
	16401-41021	C-21	R123	KH-C13
	16401-46120	C-22	R121	KH-C10
	16401-48030	C-21	R123	KH-C13
	16401-48040	C-21		KH-C13
	16401-49015	C-21	R123	KH-C13
	16401-50010	C-21	R122	KH-C12
	16401-60010	C-21	R122	KH-C12
	16401-60030	C-22	R121	KH-C10
	16401-66040	C-22	R121	KH-C10
	16401-60120	C-22	R121	KH-C10
	16401-63010	C-10	R124	KH-C19
	16401-63011	C-10	R124	KH-C19
	16401-71010	C-10	R124	KH-C19
16401-72090	C-12	R125	KH-C30	
16401-87702	C-21	R123	KH-C13	
16401-88110	C-21	R122	KH-C12	

CAR MAKER	REFERENCE NO.	ITEM NO.	FUTABA	DREIK
TOYOTA	MA111204	C-22	R121	KH-C10
	MA152550	C-21	R123	KH-C14
	MA152554	C-21	R122	
	MA162574	C-21	R122	KH-C12
	MB007298	C-21		KH-C13
	MB007299	C-21	R112	KH-C14
	MB007570	C-21	R123	KH-C13
	MB007571	C-21	R123	KH-C14
	MB007900	C-21		KH-C13
	MB110314	C-21	R123	KH-C13
	MB221633	C-21	R123	KH-C13
	MB221855	C-10	R124	KH-C19
	MB222066	C-10	R124	KH-C19
	MB222336	C-10	R124	KH-C19
	MB356417	C-10	R124	KH-C19
	MB605277	C-10	R124	KH-C19
	MB605340	C-10	R124	KH-C19
	MB660171	C-10	R124	KH-C19
	MB660667	C-12	R125	KH-C30
	MB845036	C-10	R124	KH-C19
	MT420320	C-22	R121	KH-C10












CAR MAKER	REFERENCE NO.	ITEM NO.	FUTABA	SANKEI
ISUZU	5-21450003-1	C-21	R146	
	5-21450003-2	C-21	R146	
	5-21450005-2	C-21	R146	
	8-94116916-1	C-11	R148	
	8-94153251-1	C-11		KH-C17
	8-94228748-1	C-21	R146	
	8-94228748-2	C-21	R146	
	8-94408139-1	C-11	R148	KH-C17

CAR MAKER	REFERENCE NO.	ITEM NO.	FUTABA	SANKEI
DAIHATSU	16401-15210	C-10	R124	KH-C19
	16401-23070	C-21	R122	KH-C12
	16401-36010	C-21	R123	KH-C13
	16401-40120	C-22	R121	KH-C10
	16401-41010	C-21	R123	KH-C13
	16401-41020	C-21	R123	KH-C13
	16401-41021	C-21	R123	KH-C13
	16401-63010	C-10	R124	KH-C19
	16401-64500	C-10		KH-C19
	16401-87103	C-21	R123	
	16401-87201	C-23	R161	
	16401-87020	C-23	R161	KH-C15
	16401-87203	C-23	R161	KH-C15
	16401-87206	C-10		
	16401-87207	C-23	R161	
	16401-87208	C-12	R125	
	16401-87209	C-12	R125	
	16401-87302	C-21	R123	
	16401-87303	C-21	R123	
	16401-87501	C-23	R161	
	16401-87510	C-11		
	16401-87511	C-10		
	16401-87512	C-10		
	16401-87601	C-21	R123	
	16401-87702	C-21	R123	KH-C13
	16401-87703	C-21	R123	
	16401-87704	C-21	R123	KH-C13
	16401-87706	C-21	R123	KH-C13
	16401-87707	C-23	R161	KH-C15
	16401-87708	C-23	R161	KH-C15
16401-87709	C-21	R123	KH-C13	
16401-87710	C-10	R124	KH-C19	
16401-87711	C-10	R124	KH-C19	

CAR MAKER	REFERENCE NO.	ITEM NO.	FUTABA	SANKEI
MAZDA	0118-23-700	C-22	R121	KH-C10
	0225-10-144	C-10	R124	KH-C19
	0488-15-205	C-21	R112	KH-C14
	0727-15-205	C-21	R123	KH-C13
	0727-15-205A	C-21	R123	KH-C13
	0766-15-205	C-21	R123	KH-C13





TEMPERATURE SENDING UNIT

Temperature Sending Unit

	ITEM No.	Reference No.	Car Maker	Car Model
	TN-212	25080-62200	NISSAN	C240, 521 A30, B10
	TN-213	25080-89900	NISSAN	B110,210,510 610,710 C110, 130
	TN-214	25080-B3000	NISSAN	N521, 620
	TN-215	25080-89902	NISSAN	B120, 720, 910 R30, T11 '82~
	TN-216	25080-89903	NISSAN	B11, VB11 N12, K10,Z31 '83~
	TN-217	25080-X08G0	NISSAN	
	TT-221	83420-20011	TOYOTA	RX, RT TT, TX '72~
	TT-222	83420-12010	TOYOTA	RS, TA KE30,KE70 '71~
	TT-223	83420-16010 83420-20020	TOYOTA	TX, TT TA, KE70 '80~
	TT-224	83420-22011 83420-22010	TOYOTA	MS60, 70 VG21 '73~
	TT-225	94247437 83420-16020	TOYOTA	EE80, EP, NL40












TEMPERATURE SENDING UNIT

Temperature Sending Unit

	ITEM No.	Reference No.	Car Maker	Car Model
	TZ-231	0118-89-181 0118-18-510 027Z-10884A	MAZDA	CB2 CD3 LA4, BA2
	TZ-232	0259-89-181 0259-18-510	MAZDA	FA 47S
	TZ-233	8569-18-510	MAZDA	BD1031 BD1051 GC6, GC8
	TZ-234	8712-18-510A	MAZDA	CD23 SA22 LA42, LA43,
	TZ-236	8712-18-510	MAZDA	CD22, 23 LA22, 33 FA4
	TZ-237	B541-18-510 JE15-18-510	MAZDA	BG, Bw12
	TM-241	MA603427 MD001380	MITSUBISHI	ギャラン, ランサー FA4, 水冷車全車 GALANT, DELICA
	TM-243	Mc850107	MITSUBISHI	T653, T654, FK
	TM-244	Mc850067	MITSUBISHI	6DC, 8DC FU, FV
	TM-245	Mc850070	MITSUBISHI	TRUCK (バス.特殊架装 を除く)
	TM-246	31390-00100	MITSUBISHI	ギャンターT210 FE, CANTER










TEMPERATURE SENDING UNIT

Temperature Sending Unit





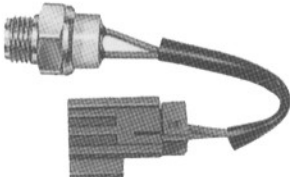




	ITEM No.	Reference No.	Car Maker	Car Model
	TM-248	Md091056	MITSUBISHI	C51A, C66A V12W
	TD-251	83420-87201	DAIHATSU	フェロー-L38, S38 デルタ
	TD-252	83420-87303	DAIHATSU	F50 DG V20 DG '79~
	TD-253	83420-87702	DAIHATSU	G11, G100, S80
	TD-254	83420-87701	DAIHATSU	SV, S75, G10
	TH-261	37750-611-154	HONDA	SA-800000~
	TH-262	37750-PC1-004	HONDA	CITY CIVIC SS ST
	TH-263	37750-PH2-014	HONDA	CA1, EF1
	TS-271	34850-65011	SUZUKI	ST 30 ST 40 SS 40
	TS-272	34850-50A00 34850-82000 34850-82001	SUZUKI	ALTO, JIMNY
	TS-273	34850-78E00 34850-82011 34850-82012	SUZUKI	VITARA

TEMPERATURE SENDING UNIT










Temperature Sending Unit

	ITEM No.	Reference No.	Car Maker	Car Model
	Ts-274	34850-70B10	SUZUKI	SWIFT
	TF-281	82080-4150	SUBARU	K21~24, K71~77 A22~34 AF1~AF5
	TF-282	21203-AA030	SUBARU	IMPREZA LAGACY
	TI-291	9-8315-1419-0 (94021166) 25250-90004	ISUZU NISSAN	C240, 4BA1, ELF CW, CK, CV
	TI-292	9-8315-1432-0	ISUZU	FORWARD, SBR SP, SR
	TI-293	5-8316-1001-0 (94024121)	ISUZU	G 161, G 180 C 190, 4FB1 '81~
	TI-294	1-8316-1007-0 (94036120)	ISUZU	6BB1 6BD1 6BF1 '80~
	TI-295	8-94247-437-0	ISUZU	4ZE1, 4JB1
	TH-266	6052503002	HINO	RANGER TC, KB, KF

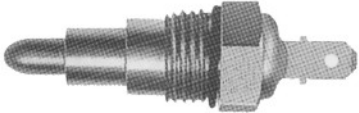








THERMO SWITCH

	ITEM No.	Reference No.	Maker
	SN-511	21595-M0205	NISSAN
	SN-513	21595-01A00	NISSAN
	SN-515	24595-36A00	NISSAN
	SN-575	21595-61E01 21595-60A00	NISSAN
	SN-579	21595-50A00	NISSAN
	SN-583	21595-63A01	NISSAN
	SN-706	21595-01B00 21595-38E00	NISSAN
	SN-708	21595-64A00	NISSAN
	ST-663	89428-15030	TOYOTA










THERMO SWITCH

	ITEM No.	Reference No.	Maker
	ST-664	89428-15011	TOYOTA
	ST-670	89428-10100 89428-10110	TOYOTA
	ST-673	89428-12160	TOYOTA
	ST-676	89425-33010	TOYOTA
	SZ-552	2E565-18-840 FE85-18-840A	MAZDA
	SZ-558	E357-18-840	MAZDA
	SZ-651	E301-18-840 F8B5-18-840	MAZDA
	SZ-659	B6S7-18-840	MAZDA
	SZ-660	N350-18-840	MAZDA










THERMO SWITCH

	ITEM No.	Reference No.	Maker
	SM-681	Mb007639	mitsubishi
	SM-685	Mb356704	mitsubishi
	SM-689	Mb906472	mitsubishi
	SD-541	83430-87701	DAIHATSU
	SD-561	83430-87717	DAIHATSU
	SD-563	83430-87204 83430-87215	DAIHATSU
	SD-566	83430-87101	DAIHATSU
	SD-800	83430-87720-000 83430-87723-000	DAIHATSU
	SD-801	83430-87721-000 83430-87724-000	DAIHATSU










THERMO SWITCH

	ITEM No.	Reference No.	Maker
	SD-802	83430-87102-000	DAIHATSU
	SD-804	83430-87214-000	DAIHATSU
	SD-805	83430-87217-000	DAIHATSU
	SH-501	37760-634-005 37760-PA0-000	HONDA
	SH-506	37760-PM3-003	HONDA
	SH-601	37773-PB1-003	HONDA
	SH-602	37773-PH1-621	HONDA
	SH-603	37773-PH2-004	HONDA
	SH-608	37767-PE1-661	HONDA

THERMO SWITCH








	ITEM No.	Reference No.	Maker
	SH-609	37760-P00-003 37760-P00-004	HONDA
	SH-614	37760-PT3-004 37760-PT3-A01	HONDA
	SH-615	37870-PK2-005	HONDA
	SH-616	37870-PJ7-003	HONDA
	SS-534	17680-82001	SUZUKI
	SS-536	17680-84201	SUZUKI
	SS-539	17680-86000	SUZUKI
	SS-632	17680-60B00 17680-60B20 17680-70B10	SUZUKI
	SS-641	17680-50E00 17680-50F00	SUZUKI

THERMO SWITCH

	ITEM No.	Reference No.	Maker
	SF-527	25242-KA100	SUBARU
	SF-529	83052-G051 83052-GA041	SUBARU
	SF-620	25242-KA090	SUBARU
	SF-621	25242-KA110	SUBARU
	SI-594	8-84447-780-1	ISUZU
	SI-595	8-94120-643-1	ISUZU
	SK-711	25360-21110 25360-21200 25360-24000	HYUNDAI
	SK-712	25360-33010	HYUNDAI
	SK-713	25360-32100	HYUNDAI

THERMO SWITCH

Temper

	ITEM No.	Reference No.	Maker
	FX-101	22630-N4200 22630-G2402 22630-P8100 22630-10G00	NISSAN
	FX-102	22630-51E00 22630-51E10 22630-D5900 22630-V5010	NISSAN
	FX-103	22630-44B20	NISSAN
	FX-201	89422-12010 89422-30020 89422-87701 96056758	TOYOTA G.M.
	FX-301	37870-PD1-003 37840-PE0-660 37870-PE0-661	HONDA
	FX-302	37760-PH7-003	HONDA
	FX-401	8574-18-840 13650-84101	MAZDA SUZUKI

OIL PRESSURE SWITCH



ITEM No.	Pressure	Dreik	Futaba
OPS-101	$0.3 \pm 0.1 \text{Kg/cm}^2$	DOP1130	S-6704
OPS-102	$0.3 \pm 0.1 \text{Kg/cm}^2$	DOP115A	S-6701
OPS-103	$0.5 \pm 0.1 \text{Kg/cm}^2$	DOP1117	S-6502
OPS-104	$0.5 \pm 0.1 \text{Kg/cm}^2$	DOP1120	
OPS-105	$0.3 \pm 0.1 \text{Kg/cm}^2$	DOP1125	S-6503
OPS-106	$0.3 \pm 0.1 \text{Kg/cm}^2$	DOP116A	
OPS-107	$0.3 \pm 0.1 \text{Kg/cm}^2$	DOP1147	

CROSS REFERENCE LIST

THERMO SWITCH

NISSAN	
ITEM No.	Reference No.
SN-511	21595-M0205
SN-512	21595-D1200
	21595-D1600
SN-513	21595-01A00
SN-515	21595-36A00
SN-517	21595-05B00
SN-518	21595-01E00
SN-570	21595-04F04
SN-571	21595-05M00
SN-572	21595-26E00
SN-573	21595-M4961
SN-574	21595-02E00
	21595-D4000
SN-575	21595-61E01
	21595-60A00
SN-576	21595-D3000
SN-577	21595-04R00
SN-579	21595-50A00
SN-580	21595-03B60
SN-581	21595-16R00
SN-582	21595-21B00
	21595-23B00
	21595-29R10
SN-583	21595-63A01
SN-703	21595-02P01
SN-706	21595-01B00
	21595-38E00
SN-707	21595-05M60
SN-708	21595-64A00

TOYOTA	
ITEM No.	Reference No.
ST-661	89428-30030
ST-662	89428-10050
ST-663	89428-15030
ST-664	89428-15011
ST-665	89428-30031
ST-666	89428-10031
ST-667	89428-15010
ST-668	89428-10030
ST-669	89428-10040
ST-670	89428-10100
	89428-10110
ST-671	89428-20060
ST-673	89428-12160
ST-676	89428-33010

MAZDA	
ITEM No.	Reference No.
SZ-551	1410-18-840

MAZDA	
ITEM No.	Reference No.
SZ-552	E565-18-840
	FE85-18-840A
SZ-553	1456-18-840
SZ-554	HE01-18-840
SZ-558	E357-18-840
SZ-651	E301-18-840
	F8B5-18-840
SZ-652	E508-18-840
	F8B5-18-840A
SZ-658	E359-18-840
SZ-659	B6S7-18-840
SZ-660	N350-18-840
SZ-741	F202-18-840
	F202-18-840A
SZ-742	PN11-18-840
SZ-743	F621-18-840
SZ-744	B384-18-840
SZ-745	8125-18-840
SZ-746	8794-18-840
SZ-747	RFB3-18-840
SZ-748	E359-18-840
SZ-751	D410-18-840
SZ-755	F823-18-840

MITSUBISHI	
ITEM No.	Reference No.
SM-681	MB007639
SM-682	MB369842
SM-685	MB356704
SM-686	MB605079
SM-687	MB435745
SM-688	MB660663
SM-689	MB906472

DAIHATSU	
ITEM No.	Reference No.
SD-541	83430-87701
SD-543	83430-87708
SD-544	83430-87704
SD-545	83430-87503
SD-546	83430-87504
	83430-87515
SD-547	83430-87505
SD-548	83430-87506
SD-550	83430-87508
SD-561	83430-87717
SD-562	83430-87718
SD-563	83430-87204
	83430-84215
SD-564	83430-87710

CROSS REFERENCE LIST

THERMO SWITCH

DAIHATSU	
ITEM No.	Reference No.
SD-565	83430-87711
SD-566	83430-87101
SD-567	83430-87206
	83430-84216
SD-568	83430-87102
SD-569	83430-84526
SD-800	83430-87720-000
	83430-87723-000
SD-801	83430-87721-000
	83430-87724-000
SD-802	83430-87102-000
SD-804	83430-87214-000
SD-805	83430-87217-000

HONDA	
ITEM No.	Reference No.
SH-501	37760-634-005
	37760-PA0-000
SH-506	37760-PM3-003
SH-601	37773-PB1-003
SH-602	37773-PH1-621
SH-603	37773-PH2-004
SH-604	37760-PN4-003
SH-608	37767-PE1-661
SH-609	37760-P00-003
	37760-P00-004
SH-613	37773-PT0-004
	37773-PT3-004
SH-614	37773-PT3-A01
SH-615	37870-PK2-005
SH-616	37870-PJ7-003

SUZUKI	
ITEM No.	Reference No.
SS-531	17680-78000
SS-534	17680-82001
SS-535	17680-82011
SS-536	17680-84201
SS-539	17680-86000
SS-540	17680-81400
SS-631	17680-81060
	17680-60B00
SS-632	17680-60B20
	17680-70B10
SS-633	17680-82021
SS-634	17680-82031
SS-635	17680-60B10
	17680-70821
SS-637	17680-70B00
SS-639	17680-70B20

SUZUKI	
ITEM No.	Reference No.
SS-640	17680-53E00
SS-641	17680-50E00
	17680-50F00
SS-643	17680-50F10
SS-644	17680-50F20
SS-646	17680-50F60
	17680-50F70

SUBARU	
ITEM No.	Reference No.
SF-521	68215-1150
SF-522	68215-1220
SF-523	78305-2081
SF-524	83052-GA040
SF-525	83052-GA050
SF-526	68215-1221
SF-527	25242-KA100
SF-528	78305-2100
	83052-G051
SF-529	83052-GA041
SF-620	25242-KA090
SF-621	25242-KA110

ISUZU	
ITEM No.	Reference No.
SI-591	8-94173-084-1
SI-592	8-94147-292-1
SI-593	8-94411-494-1
SI-594	8-94447-780-1
SI-595	8-94120-643-1

HYUNDAI	
ITEM No.	Reference No.
	25360-21110
SK-711	25360-21200
	25360-24000
SK-712	25360-33010
SK-713	25360-32100

CROSS REFERENCE LIST

OIL PRESSURE SWITCH

CAR MAKER	REFERENCE NO.	ITEM NO.	FUTABA	DREIK
TOYOTA	83530-10010	OPS101	S-6204	D0P1130
	83530-10020	OPS101	S-6204	D0P1130
	83530-12010	OPS101	S-6204	D0P1130
	83530-12020	OPS101	S-6204	D0P1130
	83530-12040	OPS101	S-6204	D0P1130
	83530-14010	OPS101	S-6204	D0P1130
	83530-14020	OPS101	S-6204	D0P1130
	83530-14030	OPS101	S-6204	D0P1130
	83530-14040	OPS101		D0P1130
	83530-30010	OPS104	S-6203	D0P1120
	83530-30020	OPS104	S-6203	D0P1120
	83530-30021	OPS104	S-6203	D0P1120
	83530-30022	OPS104	S-6203	D0P1120
	83530-30030	OPS101		D0P1130
	83530-30040	OPS104		D0P1120
	83530-30041	OPS104		D0P1120
	83530-30042	OPS104	S-6203	D0P1120
	83530-30043	OPS101		D0P1130
	83530-30050	OPS104		D0P1120
	83530-30051	OPS104		D0P1120
	83530-30060	OPS104		D0P1120
	83530-30080	OPS101		D0P1130
	83530-36010	OPS104	S-6203	D0P1120
	83530-36011	OPS104	S-6203	D0P1120
	83530-36020	OPS104		D0P1120
	83530-57010	OPS104		
83530-59410	OPS104			

CAR MAKER	REFERENCE NO.	ITEM NO.	FUTABA	DREIK
TOYOTA	25240-KA020	OPS101	S-6704	D0P118A
	25240-KA050	OPS102		
	42995-1300	OPS102	S-6701	D0P1108
	42995-5500	OPS102	S-6701	D0P115A
	42995-7000	OPS101	S-6704	D0P1138
	82995-6100	OPS101		D0P1138
	82995-6101	OPS101		D0P1138

CAR MAKER	REFERENCE NO.	ITEM NO.	FUTABA	DREIK
TOYOTA	0222-18-501A	OPS102	S-6501	D0P1105
	0813-18-501	OPS102	S-6501	D0P1105
	1866-18-501A	OPS105	S-6503	D0P1125
	1345-18-501	OPS101		D0P1135
	2504-66-501A	OPS103	S-6502	
	2691-18-501A	OPS105	S-6503	D0P1125
	AY01-18-201	OPS101		
	B366-18-501	OPS101		D0P118A
	B367-18-501	OPS101		
	E5D3-18-501	OPS105		D0P117A
	FT13-19-015	OPS104		
	JF01-18-501A	OPS105		
	R207-18-501	OPS102		
	ZZS0-18-501	OPS102		

CAR MAKER	REFERENCE NO.	ITEM NO.	FUTABA	DREIK
HONDA	37200-590-036	OPS101	S-6304	D0P1133
	37200-611-154	OPS102	S-6301	D0P1103
	37200-657-154	OPS102	S-6301	D0P1103
	37240-634-305	OPS101		D0P118A
	37240-634-671	OPS101	S-6304	D0P1133
	37240-657-003	OPS102	S-6301	D0P1103
	37240-657-013	OPS101		D0P1133
	37240-657-305	OPS102	S-6301	D0P1103
	37240-PA6-004	OPS102		D0P115A
	37240-PD1-003	OPS102		
	37240-PD2-003	OPS103	S-6302	D0P116A
	37240-PD2-004	OPS103	S-6302	D0P116A
	37240-PT0-003	OPS106		D0P116A
	37240PT0-004	OPS106		
	37240-PT0-013	OPS106		
	37240-PZ3-003	OPS102		
	37600-611-154	OPS102	S-6301	D0P1103

CAR MAKER	REFERENCE NO.	ITEM NO.	FUTABA	DREIK
TOYOTA	83530-1070	OPS102		D0P115A
	83530-1080	OPS101		D0P118A

CROSS REFERENCE LIST

OIL PRESSURE SWITCH

CAR MAKER	REFERENCE NO.	ITEM NO.	FUTABA	DREIK
NISSAN	25240-09400	OPS103		
	25240-09900	OPS103		
	25240-89900	OPS103		D0P1117
	25240-89901	OPS103	S-6102	D0P1117
	25240-89902	OPS103	S-6102	D0P1117
	25240-89910	OPS103	S-6102	D0P1117
	25240-89911	OPS101	S6104	D0P1137
	25240-89915	OPS107		D0P1147
	25240-89920	OPS107		D0P1147
	25240-T5500	OPS101		D0P1137
	25240-V5000	OPS101		
CAR MAKER	REFERENCE NO.	ITEM NO.	FUTABA	DREIK
ISUZU	1-82410009-0/1	OPS102		
	8-94118755-0	OPS103		D0P1114
	8-94312940-0	OPS103		D0P1114
	9-82720013-0	OPS104		
	9-82720030-0	OPS104		
	9-82720032-0	OPS104		
	9-82720033-0	OPS104		
	9-82720072-0	OPS102	S-6401	D0P1104
	9-82720202-0	OPS104		
	9-82720208-0/1/2	OPS104		D0P1124
	9-82720209-0/1/2	OPS104	S-6403	D0P1124
	CAR MAKER	REFERENCE NO.	ITEM NO.	FUTABA
SUZUKI	37820-73000	OPS101	S-6904	D0P1139
	37820-73001	OPS101		
	37820-73002	OPS101	S-6904	D0P118A
	37820-79600	OPS102	S-6901	D0P1109
	37820-79601	OPS102		D0P1109
	37820-79602	OPS102		D0P1109
	37820-80000	OPS102		
	37820-80001	OPS102	S-6901	D0P115A
	37820-82000	OPS101	S-6904	D0P118A
	37820-82001	OPS101	S-6904	D0P118A

CAR MAKER	REFERENCE NO.	ITEM NO.	FUTABA	DREIK
DAIHATSU	83530-10020-000	OPS101	S-6604	D0P1130
	83530-12020-000	OPS101		
	83530-12040-000	OPS101		
	83530-14010-000	OPS101		
	83530-14030-000	OPS101		
	83530-30030-000	OPS101		
	83530-30040-000	OPS104		
	83530-30042-000	OPS104	S-6203	
	83530-30043-000	OPS101		
	83530-30060-000	OPS104		D0P1120
	83530-30080-000	OPS101		
	83530-36011-000	OPS104		
	83530-87102-000	OPS101		D0P118A
	83530-87103-000	OPS105		
	83530-87201-000	OPS105		D0P117A
	83530-87205-000	OPS105		D0P117A
	83530-87701-000	OPS101	S-6604	D0P1120
	83530-87702-000	OPS101	S-6604	D0P1130
83530-87703-000	OPS105		D0P117A	
83530-87705-000	OPS101	S-6604	D0P118A	
83530-87706-000	OPS101	S-6604	D0P1120	
83530-87801-000	OPS104			
CAR MAKER	REFERENCE NO.	ITEM NO.	FUTABA	DREIK
MITSUBISHI	MC840219	OPS101	S-6504	D0P1136
	MD001481	OPS101	S-6504	D0P1136
	MD001482	OPS101	S-6504	D0P1136
	MD001483	OPS101	S-6504	D0P1136
	MD017430	OPS101	S-6504	D0P1136
	MD021566	OPS101	S-6504	D0P1136
	MD138993	OPS101		D0P1136
	MD138994	OPS101		D0P1136

CROSS REFERENCE LIST

RADIATOR CAP

CAR MAKER	REFERENCE NO.	ITEM NO.	FUTABA	SANKEI
MAZDA	2981-15-205	C-21	R111	
	2996-23-921	C-21	R122	
	8871-15-205	C-21	R112	
	AY01-15-205	C-10		
	B303-15-205	C-10	R124	KH-C19
	B303-15-205A	C-10	R124	KH-C19
	B3C7-15-205	C-12	R125	KH-C30
	D316-15-205	C-10	R124	KH-C19
	E502-15-205	C-21	R122	
	F807-15-205	C-10	R124	KH-C19
	F8B7-15-205	C-10	R124	KH-C19
	FEG8-15-205	C-10	R124	KH-C19
	N326-15-205	C-10	R124	KH-C19
	N350-15-205	C-10	R124	KH-C19
	N3A1-15-205	C-11		
	N3A1-15-205A	C-10		
	NF01-15-205	C-11		
	SE01-15-205	C-21	R123	KH-C13
	SE01-15-205A	C-10	R124	KH-C19
	ZZS0-15-205	C-10	R124	KH-C19
ZZS1-15-205	C-10	R124	KH-C19	
ZZS1-15-205A	C-10	R124	KH-C19	
CAR MAKER	REFERENCE NO.	ITEM NO.	FUTABA	SANKEI
NISSAN	21430-01F00	C-10	R124	KH-C19
	21430-01F01	C-10	R124	KH-C19
	21430-10600	C-21	R111	KH-C11
	21430-14600	C-21		KH-C14
	21430-14C00	C-21		KH-C14
	21430-30P00	C-11	R148	KH-C18
	21430-89900	C-21	R111	KH-C11
	21430-89901	C-21	R111	KH-C11
	21430-89902	C-21	R111	KH-C11
	21430-89905	C-21	R112	KH-C14
	21430-89906	C-21	R112	KH-C14
	21430-89907	C-21	R112	KH-C14
	21430-C0500	C-21	R112	KH-C14
	21430-M0200	C-21	R111	KH-C11
	21430-U0100	C-21	R111	KH-C11
CAR MAKER	REFERENCE NO.	ITEM NO.	FUTABA	DREIK
SUZUKI	17920-56B00	C-12		
	17920-60B20	C-10		KH-C19
	17920-60D10	C-12	R125	
	17920-63000	C-10	R124	
	17920-63210	C-21	R123	KH-C13
	17920-65010	C-22	R121	KH-C10
	17920-66F00	C-12		
	17920-70320	C-10	R124	
	17920-78000	C-10	R124	KH-C19
17920-78020	C-10	R124	KH-C19	

CAR MAKER	REFERENCE NO.	ITEM NO.	FUTABA	SANKEI
SUZUKI	17920-78120	C-10	R124	KH-C19
	17920-82000	C-10	R124	KH-C19
	17920-82020	C-10	R124	KH-C19
	17920-83101	C-10		
CAR MAKER	REFERENCE NO.	ITEM NO.	FUTABA	SANKEI
HONDA	19045-611-013	C-22	R121	KH-C10
	19045-634-003	C-21	R123	KH-C13
	19045-634-014	C-21	R123	KH-C13
	19045-692-003	C-21	R123	KH-C13
	19045-AA0-014	C-21	R123	KH-C13
	19045-P36-004	C-10	R124	
	19045-PA0-004	C-21	R123	KH-C13
	19045-PA0-014	C-21	R123	KH-C13
	19045-PD1-911	C-21		KH-C13
	19045-PH7-003	C-21		KH-C21
	19045-PM3-003	C-10	R124	KH-C19
	19045-PM3-004	C-10	R124	KH-C19
	19045-PR3-003	C-10		KH-C17
	19045-PR3-004	C-10		KH-C17
	19045-PR3-005	C-10		KH-C17
	19045-PT0-003	C-11	R148	KH-C17
	19045-PT0-004	C-11	R148	KH-C17
	19045-PT1-903	C-11	R148	
	19045-PV0-005	C-11	R148	
	19048-P36-004	C-10		
CAR MAKER	REFERENCE NO.	ITEM NO.	FUTABA	SANKEI
SUBARU	45113GA020	C-10	R124	KH-C19
	45113GA021	C-10	R124	KH-C19
	45113GA120	C-10	R124	KH-C19
	45113KA000	C-10	R124	KH-C19
	45113TA000	C-10	R124	
	6450-12010	C-21	R111	KH-C11
	6450-12012	C-21	R111	KH-C11
	7451-13030	C-21	R112	KH-C14
	7451-13050	C-10	R124	KH-C19
	7451-13062	C-21	R112	KH-C14
	7451-53010	C-21	R111	KH-C11
	7451-53011	C-10	R124	KH-C19
	7451-53031	C-10	R124	KH-C19